

Radiation-induced instability of a finite-chord Nemtsov membrane

Cite as: Phys. Fluids **34**, 014106 (2022); <https://doi.org/10.1063/5.0076892>

Submitted: 28 October 2021 • Accepted: 17 December 2021 • Published Online: 07 January 2022

 Joris Labarbe and  Oleg N. Kirillov



View Online



Export Citation



CrossMark

ARTICLES YOU MAY BE INTERESTED IN

[A methodology for modeling the interaction between turbulence and non-linearity of the equation of state](#)

Physics of Fluids **34**, 015106 (2022); <https://doi.org/10.1063/5.0076099>

[Low-frequency shock train oscillation control in a constant area duct](#)

Physics of Fluids **34**, 016105 (2022); <https://doi.org/10.1063/5.0071500>

[Numerical analysis of energy harvesting system including an inclined inverted flag](#)

Physics of Fluids **34**, 013601 (2022); <https://doi.org/10.1063/5.0072204>



Physics of Fluids

Special Topic: Food Physics

Submit Today!

Radiation-induced instability of a finite-chord Nemtsov membrane

Cite as: Phys. Fluids **34**, 014106 (2022); doi: [10.1063/5.0076892](https://doi.org/10.1063/5.0076892)

Submitted: 28 October 2021 · Accepted: 17 December 2021 ·

Published Online: 7 January 2022



View Online



Export Citation



CrossMark

Joris Labarbe^{1,a)}  and Oleg N. Kirillov^{2,b)} 

AFFILIATIONS

¹Institut de Recherche sur les Phénomènes Hors Équilibre, UMR 7342, CNRS-Aix-Marseille Université, 49 rue F. Joliot Curie, 13384 Marseille, CEDEX 13, France

²Northumbria University, Newcastle upon Tyne NE1 8ST, United Kingdom

^{a)}Electronic mail: joris.LABARBE@univ-amu.fr

^{b)}Author to whom correspondence should be addressed: oleg.kirillov@northumbria.ac.uk

ABSTRACT

We consider a problem of stability of a membrane of an infinite span and a finite chord length, submerged in a uniform flow of finite depth with free surface. In the shallow water approximation, Nemtsov [“Flutter effect and emission in the region of anomalous and normal Doppler effects,” Radiophys. Quantum Electron. **28**(12), 1076–1079 (1985)] has shown that an infinite-chord membrane is susceptible to flutter instability due to the excitation of long gravity waves on the free surface if the velocity of the flow exceeds the phase velocity of the waves and related this phenomenon with the anomalous Doppler effect. In the present work, we derive a full nonlinear eigenvalue problem for an integrodifferential equation for the finite-chord Nemtsov membrane in the finite-depth flow. In the shallow- and deep-water limits, we develop a perturbation theory in the small added mass ratio parameter acting as an effective dissipation to find explicit analytical expressions for the frequencies and the growth rates of the membrane modes coupled to the surface waves. We find an intricate pattern of instability pockets in the parameter space and describe it analytically. The case of an arbitrary depth flow with free surface requires numerical solution of a new non-polynomial nonlinear eigenvalue problem. We propose an original approach combining methods of complex analysis and residue calculus, Galerkin discretization, Newton method, and parallelization techniques implemented in MATLAB to produce high-accuracy stability diagrams within an unprecedented wide range of a system’s parameters. We believe that the Nemtsov membrane plays the same paradigmatic role for understanding radiation-induced instabilities as the Lamb oscillator coupled to a string has played for understanding radiation damping.

Published under an exclusive license by AIP Publishing. <https://doi.org/10.1063/5.0076892>

I. INTRODUCTION

120 years ago, Lamb (1900) had proposed a model of a one-dimensional harmonic oscillator without damping constrained to move in the vertical direction and coupled to a horizontally taut semi-infinite elastic string.¹ Quite surprisingly, he had found that the emission of traveling waves in the continuum by the oscillating mass contributes an effective Rayleigh damping correction term to the oscillator equation yielding decay of its vertical motion.¹ In the course of time, the radiating *Lamb oscillator* became paradigmatic for understanding the *radiation damping* in open and damped subsystems of closed conservative systems and gave rise to a number of abstract models of dispersion of energy from a “small,” usually finite-dimensional, subsystem to a “large,” infinite-dimensional wave field.^{2–15}

Remarkably, deep understanding of the radiation damping (including Lamb’s model) involves Lax-Phillips scattering

theory^{3–5,7,10,11,15,16} and the concept of resonance, quasimode, or metastable (Gamow) state in the context of open systems.^{5,8–11,13,17} Resonant interaction of bound states (eigenfunctions) and radiation (continuous spectral modes), leading to energy transfer from the discrete to continuum modes, is a universal mechanism describing even asymptotic stability of solitary type solutions, when radiation going away from the solitons to infinity leaves them to move freely.^{8,9,13}

To illustrate radiating vibratory motions in dimensions higher than one, Love presented several extensions of Lamb’s model that included decay of electromagnetic oscillations of a perfectly conducting spherical antenna due to emission of electromagnetic waves and decay of mechanical vibrations of an elastic sphere emitting acoustic waves.^{2,3} In the works of Ursell⁴ and Barbone and Crighton⁷ in the frame of the resonant scattering theory, an important question of interaction between the vibrational modes of a submerged solid and

the scattering functions in the fluid for both light and heavy fluid loading has been discussed. It was established that modes of the fluid-solid system at zero fluid-loading can be identified with the solid, whereas at infinite fluid-loading they correspond to scattering frequencies of the fluid alone with a soft boundary condition. The intermediate values of the fluid-loading parameter appear to be the most complicated as it is impossible to label the mode of the fluid-solid system as corresponding solely to a “solid mode” or a “fluid mode.”⁷

In recent works,^{10,11} a practically important fluid-dynamics analog of the Lamb oscillator with infinite number of discrete modes has been considered, consisting of a gas bubble oscillating in an inviscid and compressible motionless fluid with surface tension. The authors were able to derive rigorous asymptotic expressions for the time decay rate of the bubble oscillations due to the generation of acoustic waves propagating to infinity and related it to the imaginary parts of scattering Rayleigh resonances, associated with capillary waves due to surface tension.

In the studies by Hagerty *et al.*¹⁸ and Bloch *et al.*,¹⁹ gyroscopic versions of the Lamb model were proposed, rather artificial however, such as the spherical pendulum and a rigid body with internal rotors, coupled either to the classical non-dispersive wave equation or to a dispersive equation of Klein–Gordon form. In such systems, the gyroscopic Lamb oscillator is susceptible to instabilities induced by wave emission (the *radiation-induced instabilities*) to which such physically important effects belong as the famous Chandrasekhar–Friedman–Schutz (CFS) instability of rotating stars caused by the emission of gravitational waves,^{20–24} acoustic version of CFS instability,²⁵ and the instability of vortices in a stratified rotating fluid due to the emission of internal gravity waves²⁶ as it happens, for example, in the events of coalescence of lenticular vortices observed in recent experiments.²⁷

In a recent work,²⁸ attention was paid to an overlooked classical model that appears to be a perfect candidate for the role of the Lamb oscillator in the field of radiation-induced instabilities. This is the model, proposed by Nemtsov in 1985, of an elastic membrane resting on the bottom of a uniformly flowing fluid layer of finite depth and loosing its stability due to the emission of surface gravity waves.²⁹ Nemtsov’s membrane having infinitely many modes of free vibrations plays the role of a “small” subsystem, the fluid with the free surface is the “large” continuum supporting propagation of dispersive surface gravity waves, and the motion of the flow can contribute to a gyroscopic coupling.³⁰

We remark that scattering of surface gravity waves even by rigid horizontal submerged plates already has numerous applications in marine and coastal engineering such as submerged breakwaters or underwater wave lenses that allow exchange of water and hardly disturb horizontal currents.^{31–33} The need for light, inexpensive, and rapidly deployable wave barriers requires taking into consideration submerged horizontal flexible plates and membranes.^{33,34} Recent applications in energy harvesting exploit fluid–structure interaction, leading to the excitation (flutter) of an elastic plate or membrane, usually referred to as a flag,^{35,36} due to radiation of surface gravity waves when immersed in a moving flow with a free surface.³⁷ Another relevant setting comes from the problem of turbulent friction reduction in a boundary layer by using compliant coatings. In particular, it involves studying propagation of waves in a layer of a viscoelastic material of finite thickness when a layer of an ideal incompressible fluid is moving over it.³⁸

The scattering theory formalism is efficient for analytical derivation of such important quantities as the reflection and transmission coefficients and displacement of the free surface of the flow.³³ However, investigation of stability of a radiating object requires different methods. In a related set of problems on the stability of oscillations of moving wave emitters (e.g., radiation of elastic waves in rails by high-speed trains³⁹ and emission of internal or surface gravity waves by a spherical body on an elastic spring moving parallel to the interface of two liquids^{40,41}), the theory of Cherenkov radiation for structureless particles^{42,43} and its extension by Ginzburg and Frank⁴³ to the particles having internal degrees of freedom provides important clues both for the derivation of necessary and sufficient criteria for instability and for better understanding radiation-induced instabilities in the general physical context.⁴⁴

Originally, Cherenkov radiation has been the name for the phenomenon that a charged particle, moving relativistically through a dielectric non-dispersive medium at constant speed v higher than the phase velocity of light $v_p < c$ in the medium, becomes a source of electromagnetic radiation.^{42,45–48} If the source has a natural frequency ω_0 in its own static frame, then in the observer static frame one receives the far-field angular distribution of radiation with frequency $\omega = \omega_0 \gamma^{-1} / (1 - v v_p^{-1} \cos \theta)$, where γ is the Lorentz factor that turns out to be concentrated in the forward direction on a conical surface making an angle θ with the velocity vector.^{47,48} The angle $\theta_{ch} = \arccos(v_p/v)$, which is possible only if $\omega_0 = 0$, defines the *Cherenkov cone* with the angular aperture $2\theta_{ch}$, that is, a locus in the space of wavenumbers of resonant modes into which the Cherenkov radiation from the structureless particle occurs.^{45,47,48} In this case, the radiated electromagnetic field is spatially concentrated on a wave front forming a Mach cone with the angular aperture $\pi - 2\theta_{ch}$ behind the source, which is the apex of the cone.^{42,47}

A source oscillating with the natural frequency $\omega_0 > 0$ and moving at a velocity $v < v_p$ or at a superluminal velocity $v > v_p$ but emitting outside the Cherenkov cone, that is, under the condition $\cos \theta < v_p/v$, experiences conventional Doppler effect with the increase in $\omega > 0$ while approaching the observer.^{47,48} If the superluminal oscillator emits inside the Cherenkov cone, then the condition $\cos \theta > v_p/v$ implies $\omega < 0$, which means that the source becomes excited by passing from a lower energy level to an upper one during the emission process.^{42,43} That is, the kinetic energy of the source supplies both the energy of the emitted photon and the positive increase in the internal energy of the source.^{45,48} Radiation inside the Cherenkov cone is known as the *anomalous Doppler effect*.^{42–44,46} Recent work⁴⁸ further distinguishes between the range $v_p/v < \cos \theta < 2v_p/v$ and the range $\cos \theta > 2v_p/v$ inside the Cherenkov cone as resulting in the superlight (superluminal) normal and inverse Doppler shift, respectively. It turns out that the major part of the change in the kinetic energy of the source contributes to a positive increase in the internal energy of the source (photon) for the superlight inverse (normal) Doppler effect.⁴⁸

The same basic process of generalized Cherenkov emission is characteristic of all the emission processes that take place when a uniformly moving source is coupled to some excitation field, even in the presence of dispersion that provides an individual Cherenkov cone for each frequency:⁴² as soon as the source velocity exceeds the phase velocity of some mode of the field, the latter becomes continuously excited.⁴⁷ For the sources having internal degrees of freedom, this

serves also as a necessary condition for the presence in the space of parameters of a domain of instability of the source due to the anomalous Doppler effect.³⁹ A sufficient condition for the radiation-induced instability is the prevalence of reaction of waves emitted inside the Cherenkov cone over those emitted outside it.³⁹ Therefore, it is not surprising that already Tamm in his Nobel lecture foresaw application of the anomalous Doppler effect to describe “self-excitation of some particular modes of vibrations of a supersonic airplane.”^{42,45}

Nemtsov²⁹ considered stability of the membrane under the surface of the uniform flow in the limits of (i) shallow water and (ii) vanishing added mass ratio⁴⁹ that measures coupling between the membrane and the flow and serves as an effective damping parameter. Since the surface gravity waves are *non-dispersive* in the shallow water approximation, the formalism of Cherenkov radiation and anomalous Doppler effect applied to the infinite-chord-length Nemtsov membrane predicts its instability in the range where the velocity of the flow is exceeding the phase velocity of the surface gravity waves (as a consequence, they appear to be traveling backward in the frame moving with the flow) and exactly when the phase of the induced surface gravity wave is equal to the phase of the elastic wave propagating in the membrane.²⁹ However, Nemtsov’s shallow water result, being effective in uncovering fundamental physical reasons for the membrane destabilization, could not answer to a question of practical importance, namely, what is the domain of instability when the parameters of the system are allowed to take arbitrary values?

In Labarbe and Kirillov,²⁸ we extended analysis of Nemtsov’s membrane with infinite chord to the case of *dispersive* surface gravity waves by allowing the fluid layer to have arbitrary depth and the added mass ratio parameter to take arbitrary non-negative values. New complete dispersion relation has been derived and analyzed with the perturbation theory for multiple roots of polynomials⁵⁰ to obtain an explicit analytical approximation to the critical flutter velocity that is in excellent agreement with the numerical computation of the full stability map. Moreover, we have identified a new instability domain²⁸ arising from a conical singularity in the parameter space that could not be detected in the restrictive assumptions of Nemtsov.²⁹ This new domain is associated with a low-frequency flutter for short wavelengths and corresponds to the case when the velocity of propagation of elastic waves in the membrane is much smaller than the velocity of the flow. Finally, an elegant and applicable explicit expression for the total averaged energy has been derived by means of the direct integration and its reduction to the Cairns form involving the derivatives of the dispersion relation with respect to the frequency of oscillations has been proven. It was demonstrated that the radiation-induced instability of the membrane is the result of collision of modes of positive and negative energy and can be interpreted in terms of wave emission in the domain of the anomalous Doppler effect.²⁸

In the present work, we consider a model of Nemtsov’s membrane in its entirety, with a flow of finite depth and a membrane of finite chord. We formulate the dimensionless boundary value problem for this system and by means of Fourier analysis recover an explicit expression for the velocity potential in the form of an improper integral. Determining the domain of dependence from the Cherenkov condition written for dispersive surface gravity waves, we extract an integrodifferential equation for the membrane displacement in the presence of the flow, which is our main object of investigation.

Following the work by Nemtsov,²⁹ we first present a rigorous general treatment of the integrodifferential equation in the shallow-water limit by means of the Laplace transform and complex analysis. We obtain an integral eigenvalue relation and develop a systematic procedure for its analysis based on the perturbation theory with respect to the small added mass ratio parameter and residue calculus. As a result, we find explicit expressions for the frequencies and growth rates of membrane’s modes coupled to the free surface as a series in the small parameter. Analyzing the first-order approximation, we can treat membrane’s destabilization as a classical dissipation-induced instability.^{50–54} Plotting neutral stability curves in the plane of velocity of the flow vs the speed of propagation of elastic waves along the membrane, we uncover a new and intricate pattern of self-intersecting instability pockets reminding a similar phenomenon characteristic of some forms of the Hill equation⁵⁵ and describe it explicitly in an analytical form. We derive an integral expression for the free surface of the flow which allows us to find and explore the fluid dynamical analogue to the superlight normal and inverse Doppler effects.⁴⁸

The case of the finite depth of the fluid layer requires numerical solution of the boundary eigenvalue problem for the original integrodifferential equation. This investigation involves a thorough treatment of the improper integral using complex analysis with the subsequent Galerkin decomposition of the solution to generate an algebraic nonlinear and non-polynomial in the eigenvalue parameter eigenvalue problem. The non-polynomial dependence on the eigenvalue parameter arises in the coupling term with the added mass ratio parameter as a factor. Setting the latter parameter to zero, we obtain a standard quadratic eigenvalue problem determining the free membrane modes. Once taken into consideration, the coupling term “turns on” the radiative instability mechanism tending to excite the flutter of the membrane.

We notice that non-polynomial eigenvalue problems frequently occur in the studies of fluid–structure interactions, see, for example, previous works,^{35,56} and are notoriously hard to solve even numerically. The methods for their solution are a hot topic in modern numerical mathematics and linear algebra communities, see, for example, recent reviews,^{57–60} where a broad range of approaches is discussed. Most of the methods presented are either based on Newton–Raphson iterative process or on contour integration, and we are restricting ourselves to the former.

In order to reach an acceptable convergence rate of the Newton method, we derive the Jacobian in an analytical form using residue calculus and complex analysis instead of approximating it numerically. Since the domain of integration in our problem is one-dimensional and we intend to keep high accuracy of our numerical scheme, we use the Legendre–Gauss–Lobatto quadrature rule to approximate the integrals in the Galerkin discretization. Nodes and weights of this spectral collocation method are recovered using the Golub–Welsch algorithm,⁶¹ which is based on the inversion of a linear system obtained from the three-term recurrence relation for Legendre polynomials. The computed eigenvalues correspond to the quadrature points, while the eigenvectors are used to recover the weights. This spectral quadrature is able to reach computer accuracy with less than 20 nodes of discretization and is used all over our code that has been fully implemented and parallelized in MATLAB using the Parallel Computing Toolbox available from the software and run on the High Performance Cluster at the Northumbria University.

To the best of our knowledge, the approach developed in our work is original and making use of it we are able to recover the eigenfrequencies of the complete system and, hence, to perform an exhaustive stability analysis of the finite-chord Nemtsov membrane. From the numerically found growth rates, we recover stability maps for the finite-chord membrane in the finite depth layer and compare with the shallow-water approximation. We show that in the limit of infinite chord length, the neutral stability boundaries perfectly correspond to the shallow-water boundaries found by Labarbe and Kirillov.²⁸ We establish that there is a critical chord length such that the shorter membranes cannot be destabilized. The most intriguing finding is, however, the chains of intertwining instability pockets, which our method is able to resolve, thus confirming its excellent convergence and accuracy. We believe that our procedure is applicable to a broad class of fluid–structure interaction problems that require solving nonlinear eigenvalue problems.

II. MATHEMATICAL FORMULATION

Following a previous study,²⁸ in a Cartesian coordinate system $OXYZ$, we consider an inextensible elastic rectangular membrane strip of constant thickness h , density ρ_m , and tension T along the membrane chord in the X -direction. The membrane has infinite span in the Y -direction and is held at $Z = 0$ at the leading edge ($X = 0$) and at the trailing edge ($X = L$) by simple supports.

The membrane is initially still and flat, immersed in a layer of inviscid, incompressible fluid of constant density ρ , with free surface at the height $Z = H$. The two-dimensional flow in the layer is supposed to be irrotational and moving steadily with velocity v in the positive X -direction. Therefore, the system is solved under the potential theory as it is the case in the original paper by Nemtsov.²⁹ The bottom of the fluid layer at $Z = 0$ is supposed to be rigid and flat for $X \in (-\infty, 0] \cup [L, +\infty)$.

In contrast to Nemtsov²⁹ who assumed that vacuum exists below the membrane, we suppose that a motionless incompressible medium of the same density ρ is present below the membrane with a pressure that is the same as the unperturbed pressure of the fluid.²⁸ The system is in a uniform gravity field acting in the negative Z -direction with g standing for the gravity acceleration.

Let $w(X, t)$, where t is time, be a small vertical displacement of the membrane, $u(X, t)$ the free surface elevation, and $\phi(X, Z, t)$ the potential of the fluid.

Following Labarbe and Kirillov,²⁸ we choose the height of the fluid layer, H , as a length scale, and ω_0^{-1} , where $\omega_0 = \sqrt{g/H}$, as a timescale to introduce the dimensionless time and coordinates

$$\tau = t\omega_0, \quad x = \frac{X}{H}, \quad y = \frac{Y}{H}, \quad z = \frac{Z}{H}, \quad (1)$$

the dimensionless variables

$$\xi = \frac{w}{H}, \quad \eta = \frac{u}{H}, \quad \phi = \frac{\omega_0}{gH} \varphi, \quad (2)$$

the dimensionless parameters of the added mass ratio⁴⁹ and membrane chord length

$$\alpha = \frac{\rho H}{\rho_m h}, \quad \Gamma = \frac{L}{H}, \quad (3)$$

and two dimensionless numbers

$$M_w = \frac{c}{\sqrt{gH}}, \quad M = \frac{v}{\sqrt{gH}}, \quad (4)$$

where $c^2 = T/(\rho_m h)$ is the squared speed of propagation of elastic waves in the membrane, and \sqrt{gH} is the speed of propagation of long surface gravity waves in the shallow-water approximation. The chosen scale for the velocity explains our choice of notation in (4) because the Froude number v/\sqrt{gH} can be treated as a Mach number in the non-dispersive shallow-water limit, which simplifies comparison of our results with that of the supersonic aerodynamics.⁵⁶

The set of parameters introduced in (1)–(4) represents a natural choice to accurately describe the interaction of elastic structures with uniform flows, as originally established in aerodynamics literature.⁵⁶ The main difference resides in the dimensionless chord length Γ , which in our case represents the aspect ratio of the system, namely, the ratio of the membrane's dimensional chord length to the height of the fluid layer, whereas the thickness of the membrane is used in aerodynamics instead (since the fluid domain is assumed to be infinite). Recent work on the hydrodynamics of a submerged flag has also made the choice of similar parameter space, although using a different scaling.³⁷

Denoting the fluid domain by Ω , the free surface, membrane, and rigid wall borders by $\partial\Omega_0$, $\partial\Omega_1$, and $\partial\Omega_2$, respectively, and assuming the time dependence for the velocity potential ϕ and the membrane displacement ξ in the form of $e^{-i\omega\tau}$, we arrive at the dimensionless boundary value problem²⁸

$$\nabla^2 \phi = 0 \quad \text{in } \Omega, \quad (5a)$$

$$\nabla \phi \cdot \mathbf{n} + (-i\omega + M\partial_x)^2 \phi = 0 \quad \text{on } \partial\Omega_0, \quad (5b)$$

$$\nabla \phi \cdot \mathbf{n} + (-i\omega + M\partial_x)\xi = 0 \quad \text{on } \partial\Omega_1, \quad (5c)$$

$$\nabla \phi \cdot \mathbf{n} = 0 \quad \text{on } \partial\Omega_2, \quad (5d)$$

$$\omega^2 \xi + M_w^2 \partial_x^2 \xi + \alpha(-i\omega + M\partial_x)\phi = 0 \quad \text{on } \partial\Omega_1, \quad (5e)$$

$$\xi(0) = \xi(\Gamma) = 0 \quad \text{on } \partial\Omega_1, \quad (5f)$$

where \mathbf{n} is the vector of the outward normal to a surface and, for simplicity, we retain the same notation for the membrane displacement and the fluid potential after the separation of time.

As one can notice, the Laplace equation (5a) is supplemented with a combination of dynamic and kinematic free surface conditions (5b) and the impermeability conditions for the membrane (5c) and the walls (5d). The nonhomogeneous wave equation (5e) describes the physics along the membrane and is solved with the rigid boundary conditions (5f). This set of equations represents a boundary eigenvalue problem for the complex eigenfrequency ω and will be used for the stability analysis of the finite-chord Nemtsov membrane.

A. Velocity potential via inverse Fourier transform

As in the previous study,²⁸ since the fluid layer is assumed to have an infinite extension in the x -direction, we can write, respectively, the Fourier transform of the velocity potential ϕ and its inverse

$$\begin{aligned} \hat{\phi}(\kappa, z, \omega) &= \int_{-\infty}^{+\infty} \phi(x, z, \omega) e^{-i\kappa x} dx, \\ \phi(x, z, \omega) &= \frac{1}{2\pi} \int_{-\infty}^{+\infty} \hat{\phi}(\kappa, z, \omega) e^{i\kappa x} d\kappa, \end{aligned} \quad (6)$$

where κ is the dimensionless wavenumber.

With (6) taken into account, the Laplace problem (5a)–(5c) yields the boundary value problem for $\hat{\phi}$ in the Fourier space

$$\partial_z^2 \hat{\phi} - \kappa^2 \hat{\phi} = 0 \quad \text{in } \Omega, \quad (7a)$$

$$\partial_z \hat{\phi} - (\omega - \kappa M)^2 \hat{\phi} = 0 \quad \text{on } \partial\Omega_0, \quad (7b)$$

$$\partial_z \hat{\phi} + \int_0^\Gamma (i\omega - M\partial_{x'}) \xi(x') e^{-i\kappa x'} dx' = 0 \quad \text{on } \partial\Omega_1, \quad (7c)$$

where x' is a curvilinear abscissa along the membrane. Expression (7c) is the Fourier transform of the impermeability condition (5c).

The general solution to Eq. (7a) is known to be

$$\hat{\phi}(\kappa, z, \omega) = A(\kappa, \omega) e^{\kappa z} + B(\kappa, \omega) e^{-\kappa z}, \quad (8)$$

where the functions A and B are to be determined from the boundary conditions (7b) and (7c). This yields an expression for $\hat{\phi}$ evaluated at $z = 0$,

$$\begin{aligned} \hat{\phi}(\kappa, 0, \omega) &= \frac{\kappa - (\omega - \kappa M)^2 \tanh \kappa}{\kappa [(\omega - \kappa M)^2 - \kappa \tanh \kappa]} \\ &\times \int_0^\Gamma (-i\omega + M\partial_{x'}) \xi(x') e^{-i\kappa x'} dx'. \end{aligned} \quad (9)$$

Returning to the physical space by means of the inverse Fourier transform (6), we recover an explicit form for the potential disturbance

$$\begin{aligned} \phi(x, 0, \omega) &= \frac{1}{2\pi} \int_0^\Gamma (-i\omega + M\partial_{x'}) \xi(x') \\ &\times \int_{-\infty}^{+\infty} \frac{\kappa - (\omega - \kappa M)^2 \tanh \kappa}{\kappa [(\omega - \kappa M)^2 - \kappa \tanh \kappa]} e^{i\kappa(x-x')} d\kappa dx'. \end{aligned} \quad (10)$$

B. Integrodifferential equation for membrane's deflection

Surface gravity waves on a nonmoving finite-depth layer are in general dispersive with the phase speed $\sigma(\kappa) = \sqrt{\kappa \tanh \kappa} / \kappa$, which is varying between $\sigma_{DW} = 0$ when $\kappa \rightarrow +\infty$ (deep water) and $\sigma_{SW} = 1$

when $\kappa \rightarrow 0$ (shallow water).²⁸ Suppose we have a uniform flow in the positive x -direction with the supersonic speed $M > \sigma(\kappa)$ as shown in Fig. 1. Perturbation with the wavenumber κ of the flow surface from a point (x, y, ξ) of the membrane will spread from that point along concentric circles in the (x, y) plane with the phase speed $\sigma(\kappa)$, which are washed downstream as $M > \sigma(\kappa)$.^{62,63} The point obstacle therefore affects only the flow pattern in the conical domain of influence.⁶⁴ The boundary of this downstream half of the Mach cone is the envelope of the moving and expanding circles centered at the points with the horizontal coordinates $x' \geq x$.^{62,63} The presence of the point obstacle at x does not make itself felt at the points upstream ($x' < x$) and outside of the half-cone.^{62,63}

On the other hand, the flow at the point (x, y, z) depends only on the flow in the upstream half of the same Mach cone (domain of dependence⁶⁴), see Fig. 1(b).^{62,63} Therefore, for $M > \sigma(\kappa)$, the perturbed potential (10) along the membrane with the finite chord length Γ at a given y is composed of all the single sources with coordinates (x', ξ) where $x' \in [0, x]$ as shown in Fig. 1(a). Hence, the interval of integration in the first integral in (10) can be truncated from $x' \in [0, \Gamma]$ to $x' \in [0, x]$ to match the domain of dependence. Inserting the modified in this manner expression (10) into (5e) yields the following integrodifferential equation for the membrane displacement ξ :

$$\begin{aligned} \omega^2 \xi + M_w^2 \partial_x^2 \xi &= \frac{\alpha}{2\pi} (i\omega - M\partial_x) \int_0^x (-i\omega + M\partial_{x'}) \xi(x') \\ &\times \int_{-\infty}^{+\infty} \frac{\kappa - (\omega - \kappa M)^2 \tanh \kappa}{\kappa [(\omega - \kappa M)^2 - \kappa \tanh \kappa]} e^{i\kappa(x-x')} d\kappa dx'. \end{aligned} \quad (11)$$

Equation (11) has to be solved with respect to the eigenfrequency ω as a nonlinear eigenvalue problem, which is generally a highly challenging task due to the presence of an improper integral. By this reason, in Sec. III, we begin the analysis of (11) in the shallow-water limit that will allow us to apply perturbation theory and derive explicit approximation of the flutter domain. With the guidance provided by the analytical solutions in the shallow- and deep-water limits, we finally present a numerical method that eventually results in the solution of the full problem.

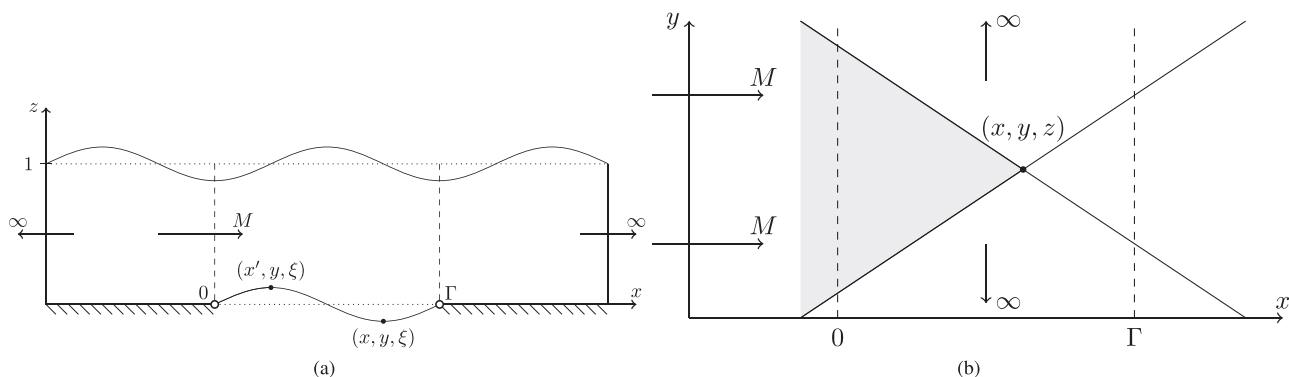


FIG. 1. (a) Sketch of the Nemtsov system in the (x, z) -plane. (b) View of the system from above in the (x, y) -plane. A point obstacle at a position (x, y, ξ) in a uniform flow moving in the positive x -direction with a velocity $M > \sigma(\kappa)$ affects only the pattern of the surface gravity waves with the wavenumber κ in the (white) downstream Mach cone representing the domain of influence.^{62–64} The (gray) upstream half of the Mach cone is the domain of dependence^{62–64} at the point (x, y, z) .

III. SHALLOW-WATER ANALYSIS OF THE FINITE-CHORD NEMTSOV MEMBRANE

The goal of this section is to extend the result of Nemtsov²⁹ by presenting a rigorous and general treatment of expression (11) in the shallow-water approximation and provide new physical interpretation of the instability mechanism for a membrane of the finite chord in the finite-depth flow.

A. Velocity potential in the shallow-water limit

Introducing the phase speed $\sigma = \omega/\kappa$ and re-writing the factor at $e^{i\kappa(x-x')}$ in the integrand of the improper integral in (11) as

$$\frac{1}{\kappa^2} \frac{1 - \kappa(\sigma - M)^2 \tanh \kappa}{(\sigma - M)^2 - \frac{\tanh \kappa}{\kappa}} = \frac{1}{\kappa^2} \left[\frac{1}{(\sigma - M)^2 - 1} + O(\kappa^2) \right] = \frac{1}{(\omega - \kappa M)^2 - \kappa^2} + O(1), \quad (12)$$

we find that in the long-wavelength (shallow-water) limit, $\kappa \rightarrow 0$, the velocity potential simplifies

$$\phi_{SW}(x) = \frac{1}{2\pi} \int_0^x (-i\omega + M\partial_{x'}) \xi(x') \int_{-\infty}^{+\infty} \frac{e^{i\kappa(x-x')}\mathrm{d}\kappa}{(\omega - \kappa M)^2 - \kappa^2} \mathrm{d}x', \quad (13)$$

and after factorizing the denominator in the integrand, it can be further expressed in the equivalent form

$$\int_{-\infty}^{+\infty} \frac{e^{i\kappa(x-x')}\mathrm{d}\kappa}{(\omega - \kappa M)^2 - \kappa^2} = \frac{1}{M^2 - 1} \int_{-\infty}^{+\infty} \frac{e^{i\kappa(x-x')}\mathrm{d}\kappa}{(\kappa - p_1)(\kappa - p_2)}, \quad (14)$$

where the pole $p_1 = \omega/(M+1)$ corresponds to the wave traveling forward along the membrane and $p_2 = \omega/(M-1)$ to the wave traveling backward.

B. Explicit form of the velocity potential by means of residue calculus

For $M > 1$, the denominator in the expressions for the poles $p_{1,2}(\omega)$ always remains real and positive, and only the (complex, in general) frequencies ω define the location of the poles in the complex κ -plane. In this configuration, we shall focus on the frequencies with positive imaginary parts $[\mathrm{Im}(\omega) > 0]$ to define a contour in the upper-half plane and integrate the expression (14).

We define the contour of integration \mathcal{C} as a semi-circular and positively oriented curve, of radius R , closed with a segment along the real axis as follows:

$$\mathcal{C} = [-R, R] \cup \Delta_R, \quad \Delta_R = \{Re^{it}, 0 \leq t \leq \pi\}. \quad (15)$$

Applying the Cauchy residue theorem around the contour (15) yields⁶⁵

$$\oint_{\mathcal{C}} F(z) \mathrm{d}z = \int_{-R}^R F(z) \mathrm{d}z + \int_{\Delta_R} F(z) \mathrm{d}z = 2\pi i \sum_{j=1}^2 \mathrm{res}(F(z), p_j), \quad (16)$$

where $F(z) = f(z)e^{iz(x-x')}$ and $f(z) = [(\omega - zM)^2 - z^2]^{-1}$.

According to Jordan's lemma, since the function $f(z)$ is continuous for any $z \in \mathcal{C}$, except at the poles $p_{1,2}(\omega)$, and that we have $\lim_{R \rightarrow +\infty} |f(Re^{it})| = 0$ for $\theta \in [0, \pi]$, the integral over Δ_R vanishes as we enlarge the radius. Therefore, the improper integral (14) reduces to⁶⁵

$$\lim_{R \rightarrow +\infty} \int_{-R}^R F(\kappa) \mathrm{d}\kappa = \int_{-\infty}^{+\infty} F(\kappa) \mathrm{d}\kappa = 2\pi i \sum_{j=1}^2 \mathrm{res}(F(\kappa), p_j). \quad (17)$$

In general, the residue $\mathrm{res}(g(z), p)$ of a meromorphic function $g(z)$ having a simple pole p and a factorized denominator for this pole can be found as $\mathrm{res}(g(z), p) = \lim_{z \rightarrow p} (z - p)g(z)$. Hence, for $p_1 = \omega/(M+1)$, $p_2 = \omega/(M-1)$ and $F(\kappa)$ in the form of (14), we have⁶⁵

$$\begin{aligned} \mathrm{res}(F(\kappa), p_1) &= \lim_{\kappa \rightarrow p_1} \frac{1}{(M^2 - 1)(\kappa - p_2)} e^{i\kappa(x-x')} \\ &= \frac{1}{(M^2 - 1)(p_1 - p_2)} e^{ip_1(x-x')} = \frac{-e^{ip_1(x-x')}}{2\omega}, \\ \mathrm{res}(F(\kappa), p_2) &= \lim_{\kappa \rightarrow p_2} \frac{1}{(M^2 - 1)(\kappa - p_1)} e^{i\kappa(x-x')} \\ &= \frac{1}{(M^2 - 1)(p_2 - p_1)} e^{ip_2(x-x')} = \frac{e^{ip_2(x-x')}}{2\omega}. \end{aligned} \quad (18)$$

With the residues (18) in expression (17), the velocity potential (13) takes an explicit form

$$\begin{aligned} \phi_{SW}(x) &= \int_0^x (\omega + iM\partial_{x'}) \xi(x') \sum_{j=1}^2 \mathrm{res}(F(\kappa), p_j) \mathrm{d}x' \\ &= \frac{1}{2\omega} \int_0^x (\omega + iM\partial_{x'}) \xi(x') [e^{ip_2(x-x')} - e^{ip_1(x-x')}] \mathrm{d}x' \\ &= \frac{-i}{2\omega} \int_0^x V(x') [e^{ip_1(x-x')} - e^{ip_2(x-x')}] \mathrm{d}x', \end{aligned} \quad (19)$$

which reproduces the result by Nemtsov if we denote $V(x) = (-i\omega + M\partial_x) \xi(x)$.²⁹ Note that the term $e^{ip_1(x-x')}$ corresponds to the normal Doppler effect due to the emission of surface gravity waves of positive energy, whereas the term $e^{ip_2(x-x')}$ to the anomalous Doppler effect due to emission of surface gravity waves of negative energy.

C. Explicit expression for the membrane displacement by means of Laplace transform

Substituting solution (19) with $u(x) = -iV(x)$ and $v(x) = e^{ip_2x} - e^{ip_1x}$ into the problem (11) yields

$$\omega^2 \xi(x) + M_w^2 \partial_x^2 \xi(x) = -\frac{\alpha}{2\omega} (-i\omega + M\partial_x) \int_0^x u(x') v(x-x') \mathrm{d}x', \quad (20)$$

which can be written as

$$\omega^2 \xi(x) + M_w^2 \partial_x^2 \xi(x) + \frac{\alpha}{2\omega} (-i\omega + M\partial_x) (u * v)(x) = 0, \quad (21)$$

where the symbol $*$ denotes the operator of convolution of two functions supported on the interval $[0, \infty)$.

Equation (21) supplemented with the boundary conditions (5e) for the displacement $\xi(x)$ is suitable to solve by the Laplace method. We recall that in the general case, the Laplace transform \mathcal{L} of an arbitrary function $g(x)$ is given as follows:

$$\bar{g}(s) \equiv \mathcal{L}[g(x)] = \int_0^{+\infty} g(x)e^{-sx}dx, \quad s \in \mathbb{C}. \quad (22)$$

Also recall that if $h(x)$ is a convolution

$$h(x) = (u * v)(x) = \int_0^x u(x')v(x-x')dx',$$

then

$$\mathcal{L}[h(x)] = \bar{u}(s)\bar{v}(s). \quad (23)$$

Using Leibniz integral rule

$$\begin{aligned} \frac{d}{dx}h(x) &= \frac{d}{dx} \int_0^x u(x')v(x-x')dx' \\ &= v(0)u(x) + \int_0^x \frac{dv(x-x')}{dx} u(x')dx', \end{aligned} \quad (24)$$

we find the Laplace transform of the derivative of the convolution to be

$$\mathcal{L}[dh/dx] = \bar{u}(s)v(0) + \bar{u}(s)(s\bar{v}(s) - v(0)) = s\bar{u}(s)\bar{v}(s). \quad (25)$$

Following the definition in (22), applying the standard differentiation and integration properties of the Laplace transform to (21) and taking into account (23) and (25), we find

$$\omega^2 \bar{\xi}(s) + M_w^2 [s^2 \bar{\xi}(s) - s\bar{\xi}(0) - \bar{\xi}'(0)] = \frac{i\alpha}{2\omega} \bar{u}(s)\bar{v}(s)(\omega + isM), \quad (26)$$

where

$$\begin{aligned} \bar{u}(s) &= \omega \bar{\xi}(s) + iM[s\bar{\xi}(s) - \bar{\xi}(0)], \\ \bar{v}(s) &= \frac{1}{s - ip_2} - \frac{1}{s - ip_1} = \frac{i(p_2 - p_1)}{(s - ip_1)(s - ip_2)} \\ &= -\frac{2i\omega}{(\omega + isM)^2 + s^2}. \end{aligned} \quad (27)$$

Applying the boundary condition $\xi(0) = 0$ to the expressions (26) and (27) yields

$$(\omega^2 + s^2 M_w^2) \bar{\xi}(s) - \alpha \frac{(\omega + isM)^2}{(\omega + isM)^2 + s^2} \bar{\xi}(s) = M_w^2 \bar{\xi}'(0). \quad (28)$$

Since Eq. (28) is linear in $\bar{\xi}(s)$, we can isolate this term and invert the whole expression by the means of Mellin's inverse formula to finally obtain

$$\begin{aligned} \xi(x) &\equiv \mathcal{L}^{-1}[\bar{\xi}(p)] \\ &= \frac{1}{2\pi i} \lim_{T \rightarrow \infty} \int_{-T - i\nu}^{T - i\nu} \frac{M_w^2 \bar{\xi}'(0) [(\omega - pM)^2 - p^2] e^{ipx}}{(\omega^2 - p^2 M_w^2) [(\omega - pM)^2 - p^2] - \alpha(\omega - pM)^2} dp, \end{aligned} \quad (29)$$

where $p = -is$ and ν is a real number greater than the imaginary part of all the poles. The bounds in integral (29) define a line in the

complex plane that is usually closed with a portion of a circle, thus delimiting a closed contour \mathcal{C}_B (commonly known as the Bromwich contour⁶⁵). Using the same argument of Jordan's lemma as for (16), we prove that contribution of the circular integral is negligible in the limit of infinite radius. Then, another application of the Cauchy residue theorem to the contour integral allows an explicit computation of the inverse.

D. Integral eigenfrequency relation

Requiring $\xi(x)$ in the expression (29) to vanish at $x = \Gamma$ in accordance with (5e), we obtain the following eigenfrequency relation:

$$\begin{aligned} \xi(\Gamma) &= \frac{M_w^2 \bar{\xi}'(0)}{2\pi i} \\ &\times \oint_{\mathcal{C}_B} \frac{[(\omega - pM)^2 - p^2] e^{ip\Gamma}}{(\omega^2 - p^2 M_w^2) [(\omega - pM)^2 - p^2] - \alpha(\omega - pM)^2} dp = 0, \end{aligned} \quad (30)$$

which can be written as follows:

$$\xi(\Gamma) = \frac{M_w^2 \bar{\xi}'(0)}{2\pi i} D(\omega, \alpha) = 0, \quad (31)$$

where

$$D(\omega, \alpha) = \oint_{\mathcal{C}_B} \frac{e^{ip\Gamma}}{\mathcal{D}(\omega, \alpha, p)} dp \quad (32)$$

and

$$\mathcal{D}(\omega, \alpha, p) = \omega^2 - p^2 M_w^2 - \alpha \frac{(\omega - pM)^2}{(\omega - pM)^2 - p^2}, \quad (33)$$

is nothing else but the shallow-water dispersion relation of the membrane of the infinite chord length in the case of a medium with constant pressure and the same density as that of the fluid being present below the membrane.²⁸

An expression similar to (31), derived earlier by Nemtsov for the membrane of the finite chord length with vacuum below the membrane,²⁹ naturally has the corresponding shallow-water dispersion relation in the denominator of the integrand, which slightly differs from the ours.

E. Perturbation of eigenfrequencies

In the case of $\alpha = 0$, the eigenvalue relation (31) reduces to

$$D(\omega, 0) = \oint_{\mathcal{C}_B} \frac{e^{ip\Gamma}}{\mathcal{D}(\omega, 0, p)} dp = \frac{1}{M_w^2} \oint_{\mathcal{C}_B} \frac{-e^{ip\Gamma}}{p^2 - p_0^2} dp = 0, \quad (34)$$

where $p_0 = \omega/M_w$. Applying the residue theorem to the last integral in (34), we find

$$D(\omega, 0) = \frac{1}{\omega M_w} \sin\left(\frac{\Gamma\omega}{M_w}\right) = 0,$$

which yields frequencies of the free (decoupled from the flow) membrane

$$\omega_n = \pi n \frac{M_w}{\Gamma} \neq 0, \quad n \in \mathbb{N}. \quad (35)$$

In contrast to Nemtsov, we develop a systematic approach based on the perturbation theory of simple eigenvalues ω_n to find how they are affected by a weak coupling to the flow with free surface.^{52–54} Then, simple roots $\omega(\alpha)$ of the equation $D(\omega, \alpha) = 0$ can be represented as a series in α , $0 < \alpha \ll 1$, as follows:^{28,50,60,66}

$$\omega = \omega_n - \alpha \frac{\partial_\alpha D}{\partial_\omega D} + o(\alpha), \quad \omega(0) = \omega_n. \quad (36)$$

Computing the partial derivatives and evaluating them at $\alpha = 0$ yields

$$\begin{aligned} \partial_\alpha D &= \frac{1}{M_w^2(M^2 - 1)} \oint_{\mathcal{C}_B} \frac{e^{ip\Gamma} (\omega_n - pM)^2}{(p^2 - p_{0,n}^2)^2 (p - p_{1,n})(p - p_{2,n})} dp, \\ \partial_\omega D &= -\frac{2\omega_n}{M_w^4} \oint_{\mathcal{C}_B} \frac{e^{ip\Gamma}}{(p^2 - p_{0,n}^2)^2} dp, \end{aligned} \quad (37)$$

where

$$p_{0,n} = \frac{\pi n}{\Gamma}, \quad p_{1,n} = \frac{\pi n}{\Gamma} \frac{M_w}{M+1}, \quad p_{2,n} = \frac{\pi n}{\Gamma} \frac{M_w}{M-1}.$$

Applying the residue theorem to the integrals in (37), we find

$$\begin{aligned} \partial_\omega D &= \frac{-i\Gamma^2}{n\pi M_w^3} (-1)^n, \\ \partial_\alpha D &= (-1)^n \frac{i\Gamma^3}{2\pi^2 n^2 M_w^4} \frac{(M_w^2 - M^2)^2 - M_w^2 - M^2}{(M_w^2 - M^2 - 1)^2 - 4M^2} \\ &\quad + \frac{i\Gamma^3}{2\pi^3 n^3 M_w^3} \left\{ \frac{(M-1)^2 \sin\left(\frac{\pi n M_w}{M-1}\right)}{(M_w^2 - (M-1)^2)^2} \right. \\ &\quad \left. - \frac{(M+1)^2 \sin\left(\frac{\pi n M_w}{M+1}\right)}{(M_w^2 - (M+1)^2)^2} \right\} \\ &\quad + \frac{-\Gamma^3}{2\pi^3 n^3 M_w^3} \left\{ \frac{(M-1)^2 \left[(-1)^n - \cos\left(\frac{\pi n M_w}{M-1}\right) \right]}{(M_w^2 - (M-1)^2)^2} \right. \\ &\quad \left. - \frac{(M+1)^2 \left[(-1)^n - \cos\left(\frac{\pi n M_w}{M+1}\right) \right]}{(M_w^2 - (M+1)^2)^2} \right\}. \end{aligned} \quad (38)$$

With the derivatives (38), the series expansion (36) takes the form

$$\begin{aligned} \omega &= \omega_n + \frac{\alpha}{2\omega_n} \frac{(M_w^2 - M^2)^2 - M_w^2 - M^2}{(M_w^2 - M^2 - 1)^2 - 4M^2} \\ &\quad + (-1)^n \frac{\alpha\Gamma}{2\pi^2 n^2} \left\{ \frac{(M-1)^2 \sin\left(\frac{\pi n M_w}{M-1}\right)}{(M_w^2 - (M-1)^2)^2} \right. \\ &\quad \left. - \frac{(M+1)^2 \sin\left(\frac{\pi n M_w}{M+1}\right)}{(M_w^2 - (M+1)^2)^2} \right\} \\ &\quad + \frac{i\alpha\Gamma}{2\pi^2 n^2} \left\{ \frac{(M-1)^2 \left[1 - (-1)^n \cos\left(\frac{\pi n M_w}{M-1}\right) \right]}{(M_w^2 - (M-1)^2)^2} \right. \\ &\quad \left. - \frac{(M+1)^2 \left[1 - (-1)^n \cos\left(\frac{\pi n M_w}{M+1}\right) \right]}{(M_w^2 - (M+1)^2)^2} \right\} + o(\alpha). \end{aligned} \quad (39)$$

In particular, from (39) we easily obtain the growth rate of the perturbed simple real eigenvalue ω_n

$$\begin{aligned} \text{Im}(\omega) &= \frac{\alpha\Gamma}{2\pi^2 n^2} \left\{ \frac{(M-1)^2 \left[1 - (-1)^n \cos\left(\frac{\pi n M_w}{M-1}\right) \right]}{(M_w^2 - (M-1)^2)^2} \right. \\ &\quad \left. - \frac{(M+1)^2 \left[1 - (-1)^n \cos\left(\frac{\pi n M_w}{M+1}\right) \right]}{(M_w^2 - (M+1)^2)^2} \right\}, \end{aligned} \quad (40)$$

which, if re-written as follows:

$$\begin{aligned} \text{Im}(\omega) &= \frac{\alpha}{2\Gamma M_w^2} \left\{ \frac{p_{2,n}^2 [1 - (-1)^n \cos(p_{2,n}\Gamma)]}{(p_{2,n}^2 - p_{0,n}^2)^2} \right. \\ &\quad \left. - \frac{p_{1,n}^2 [1 - (-1)^n \cos(p_{1,n}\Gamma)]}{(p_{1,n}^2 - p_{0,n}^2)^2} \right\}, \end{aligned} \quad (41)$$

exactly reproduces the growth rate derived earlier by Nemtsov.²⁹

F. Stability diagrams in the shallow-water limit

Setting to zero the linear in α approximation to the growth rate (41) of the n -th mode of the membrane, we can find an approximation to the neutral stability curve for this mode that subdivides the plane of parameters M and M_w into the domains of stability and flutter instability, Fig. 2.

First of all, we observe a cluster of instability domains grouped in the region $M > M_w$ in Fig. 2. The threshold $M = M_w$ is visible in Figs. 2(c) and 2(d) as a black dotted line. For the Nemtsov membrane of infinite chord length, the physical meaning of this threshold is the equality of the velocity of the flow to the phase speed of elastic waves propagating along the membrane, which is a consequence of the Cherenkov condition.^{28,29} However, in contrast to the infinite-chord membrane's stability map reported in the previous study,²⁸ there are infinitely many “petals” of flutter instability for $M > M_w$ touching each other when $n > 1$, see Figs. 2(c) and 2(d). Quite surprisingly, the

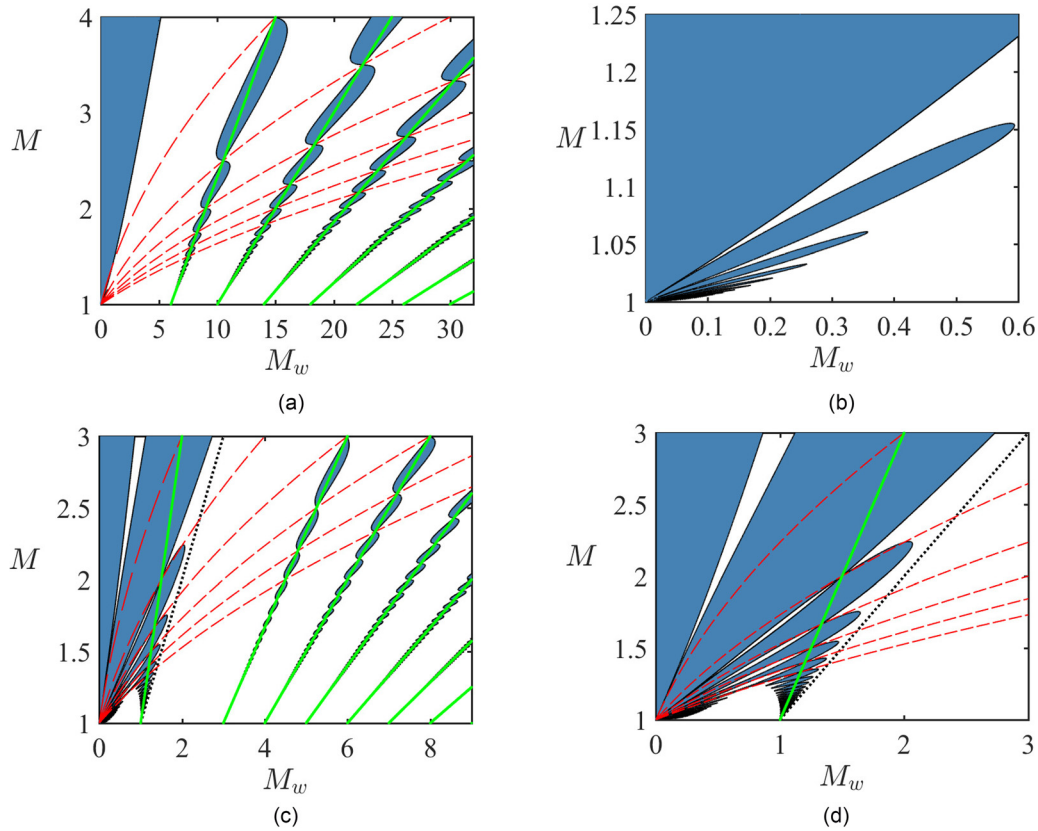


FIG. 2. (Filled blue) Instability regions for (a) and (b) the first ($n=1$) and (c) and (d) the fourth ($n=4$) modes of the finite-chord Nemtsov membrane weakly coupled to the flow in the shallow-water limit. The black dotted line is equation $M=M_w$. The green straight lines are given by $M_w = (2j/n+1)(M+1)$ for $j \in \mathbb{Z}$ and the red dashed curves by $M_w = k/n(M^2-1)$ for $k \in \mathbb{N}$. Notice the absence of instability domains in a wide gap centered at $M_w = M+1$ and corresponding to $j=0$.

common points of the petals all belong to straight lines of the following form:

$$M_w = \left(\frac{2j}{n} + 1\right)(M+1), \quad j \in \mathbb{Z}, \quad (42)$$

where j is a negative integer in the region $M > M_w$. For instance, $n=4$ and $j=-1$ yield $M = 2M_w - 1$, which is a line passing through the point with $M_w = M = 1$ in Figs. 2(c) and 2(d). The growth rate along this line presented in Fig. 3(b) demonstrates vanishing to zero exactly at the common points of the instability regions.

These points are located exactly at the intersections of the straight lines (42) with the curves

$$M_w = \frac{k}{n}(M^2-1), \quad k \in \mathbb{N}, \quad (43)$$

which are shown as red and dashed in Fig. 2. Solving Eqs. (42) and (43), we obtain the coordinates of the crossing points

$$M = \frac{2j+k+n}{k}, \quad M_w = \frac{(2j+n)(2j+2k+n)}{kn}. \quad (44)$$

For instance, for $j=-1$, $n=4$ this yields $M = 1 + 2/k$ and $M_w = 1 + 1/k$ and for $k=2$ results in $M=2$ and $M_w = 3/2$, see Figs. 2(c), 2(d), and 3(b).

Notice the absence of instability domains in a wide gap centered at $M_w = M+1$ and corresponding to $j=0$ in (42), which is clearly visible in Figs. 2(a) and 2(c). In the case of an infinite-chord membrane with vanishing coupling parameter ($\alpha=0$), the relation

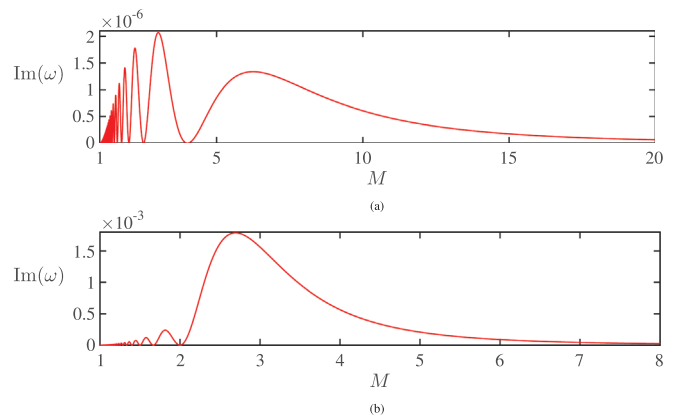


FIG. 3. Growth rates of perturbed frequencies of the membrane along the line (42) with $\alpha = 10^{-2}$, $\Gamma = 10$ and (a) $n=1$ and $j=1$ with zeros at $M = 1 + 3/k$, $k \geq 1$ and (b) $n=4$ and $j=-1$ with zeros at $M = 1 + 2/k$, $k > 1$.

$M_w = M + 1$ corresponds to a crossing of dispersion curves of surface gravity waves and elastic waves in the membrane that unfolds into an avoided crossing (stability) for $\alpha > 0$.²⁸ We can conclude therefore that this very property of an infinite-chord membrane manifests itself as a stability gap at $M_w = M + 1$ for the finite-chord membrane.

In a strike contrast to the infinite-chord membrane, stability diagrams of Fig. 2 display a regular pattern of intertwined instability tongues, each centered along a line (42) with $j \geq 1$. All the tongues commence at $M=1$ at the values of M_w that are specified by (42). For instance, if $n=1$, then the tongues grow from $M_w = 6, 10, 14, \dots, 2(2j+1), \dots$, see Fig. 2(a). The growth rate along the line (42) corresponding to the tongue with $n=1$ and $j=1$ is shown in Fig. 3(a). The growth rate vanishes at $M = 1 + 3/k$, $k \geq 1$, that is, exactly at the crossing points (44) that subdivide the instability tongue into a collection of infinitely many instability pockets, see Fig. 2. Such pockets have physical interpretations in terms of resonances between the discrete modes of the finite-chord membrane with the uniformly moving fluid layer, as highlighted in a previous study on the interaction of a potential vortex with a free surface.⁶⁸ Note that similar intertwined resonance tongues with instability pockets are known for the Hill equation with some specific forms of periodic excitation.⁵⁵

In order to highlight the periodic pattern of the instability pockets, finally we plot the stability map in the new coordinates in Fig. 4 by projecting the growth rate onto the (μ, M) -plane, where $\mu = M_w/(M-1)$. Then, the lines (42) transform into the curves

$\mu = (2j/n+1)(M+1)/(M-1)$ and the curves (43) to the lines $\mu = (M+1)k/n$, see Fig. 4.

G. Exploring fluid dynamics analogy to superlight normal and inverse Doppler effects

According to a recent study,⁴⁸ a source with an internal structure moving in a medium at a velocity that exceeds speed of light in the medium can be excited due to emission of electromagnetic waves (Ginzburg–Frank anomalous Doppler effect⁴³) with the Doppler shift of the emitted waves remaining normal at small superluminal velocities and becoming inverted beyond some critical superluminal velocity. As it was emphasized in the latter work,⁴⁸ virtually any wave system in nature, including classical wave systems such as acoustic waves and surface waves can exhibit the analogous phenomena.

Non-dispersive character of surface gravity waves in the shallow-water limit implies $M=1$ as a critical value for the flow velocity to exceed the speed of surface gravity waves and thus as a necessary condition for existence of the anomalous Doppler effect.^{28,29} Indeed, flutter instability tongues in Figs. 2 and 4 exist at $M > 1$. We need to verify that successive surface gravity waves radiated by the Nemtsov membrane carry wavelengths larger (smaller) than a characteristic value when $M > M_c > 1$ ($1 < M < M_c$).

Using the Bernoulli integral at the free surface ($z=1$), retaining only linear in ϕ terms,²⁸ and assuming the time dependence $\exp(-i\omega\tau)$, we obtain

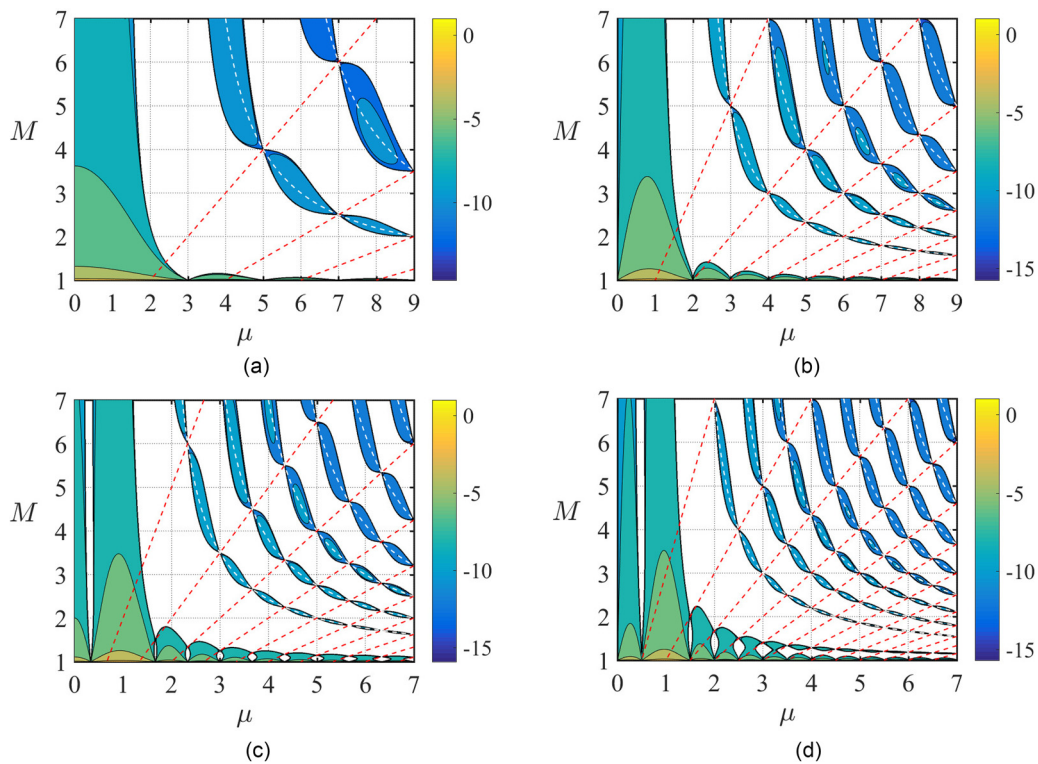


FIG. 4. Stability maps with logarithmic scale for the growth rate (41) over $\mu = M_w/(M-1)$ and M when (a) $n=1$, (b) $n=2$, (c) $n=3$, and (d) $n=4$. The dashed white curves and red lines represent the lines (42) and curves (43), respectively, for $\Gamma=1$, $\alpha=10^{-4}$, and n according to the caption.

$$\eta(x) = -(-i\omega + M\partial_x)\phi(x, z=1), \quad (45)$$

where the velocity potential $\phi(x, z)$ is obtained as the inverse Fourier transform (6) of the solution of the boundary value problem (7), then evaluated at $z=1$. Indeed, from the general expression (8), we find

$$\hat{\phi}(\kappa, 1, \omega) = \frac{1}{(\omega - \kappa M)^2 \cosh \kappa - \kappa \sinh \kappa} \times \int_0^\Gamma \left(i\omega - M \frac{d}{dx'} \right) \xi(x') e^{-i\kappa x'} dx'. \quad (46)$$

Inserting solution (46) into expression (6) and considering the shallow-water limit ($\kappa \rightarrow 0$), we arrive at the fluid potential at the free surface ($z=1$),

$$\phi(x, 1, \omega) = -\frac{1}{2\pi} \int_0^\Gamma \left(-i\omega + M \frac{d}{dx'} \right) \xi(x') \times \int_{-\infty}^{+\infty} \frac{e^{i\kappa(x-x')}}{(\omega - \kappa M)^2 - \kappa^2} d\kappa dx', \quad (47)$$

where membrane's frequency ω and displacement ξ are provided by expressions (39) and (29), respectively.

With the help of (47), Eq. (45) yields

$$\eta(x) = -\frac{i}{2\pi} \int_0^\Gamma \left(-i\omega + M \frac{d}{dx'} \right) \xi(x') \times \int_{-\infty}^{+\infty} \frac{(\omega - \kappa M) e^{i\kappa(x-x')}}{(\omega - \kappa M)^2 - \kappa^2} d\kappa dx'. \quad (48)$$

Following a procedure that we used previously to derive expression (13), we apply the Cauchy residue theorem to (48) with exactly the same poles as in (14) and recover the surface wave “mode” (for a given ω) as

$$\eta(x) = -\frac{1}{2(M^2 - 1)} \int_0^\Gamma \left(-i\omega + M \frac{d}{dx'} \right) \xi(x') \times \left[(M+1)e^{i\kappa^-(x-x')} + (M-1)e^{i\kappa^+(x-x')} \right] dx'. \quad (49)$$

Plotting (49) in Fig. 5, we observe the different regimes $1 < M < M_c$, $M = M_c$, and $M > M_c$ for a certain “mode” of free surface, corresponding to the wavelengths that are shorter, equal, and longer than Γ , respectively. To estimate the critical value $M = M_c$, we use the idea of phase synchronization between modes of the membrane and the surface of the flow^{29,39} that in the infinite-chord membrane case gives a sufficient condition for the presence of an instability domain in the parameter space.²⁸ For the finite-chord membrane, we consider the frequencies ω_n of vibration modes of the free membrane defined by Eq. (35) and surface waves frequencies ω_f that for simplicity, we take from the shallow-water dispersion relation of the decoupled system

$$\mathcal{D}_{SW}(\omega, \kappa) = (\omega_f - \kappa M)^2 - \kappa^2 = 0, \quad \omega_f^\pm = \kappa(M \pm 1). \quad (50)$$

The modes $\omega_f^- = \kappa(M-1)$ correspond to slow surface gravity waves carrying negative energy and thus exciting flutter of the infinite-chord membrane (anomalous Doppler effect).^{28,29} Choosing $\kappa = 2\pi/\Gamma$ in the equality $\omega_n = \omega_f^-$ allows us to estimate the critical velocity of the flow as

$$M_c = 1 + \frac{nM_w}{2}, \quad (51)$$

which agrees with the threshold observed in Fig. 5 for the surface modes computed from expression (49).

IV. DEEP-WATER LIMIT OF THE FINITE-CHORD NEMTSOV MEMBRANE

Let us find the leading term of the factor at $e^{i\kappa(x-x')}$ in the integrand of the improper integral in (10) in the limit $\kappa \rightarrow +\infty$, corresponding to the deep-water approximation

$$\frac{1}{\kappa^2} \frac{1 - \kappa(\sigma - M)^2 \tanh \kappa}{(\sigma - M)^2 - \frac{\tanh \kappa}{\kappa}} = -\frac{1}{\kappa} + o(\kappa^{-1}). \quad (52)$$

This yields a simplified form of the potential (10)

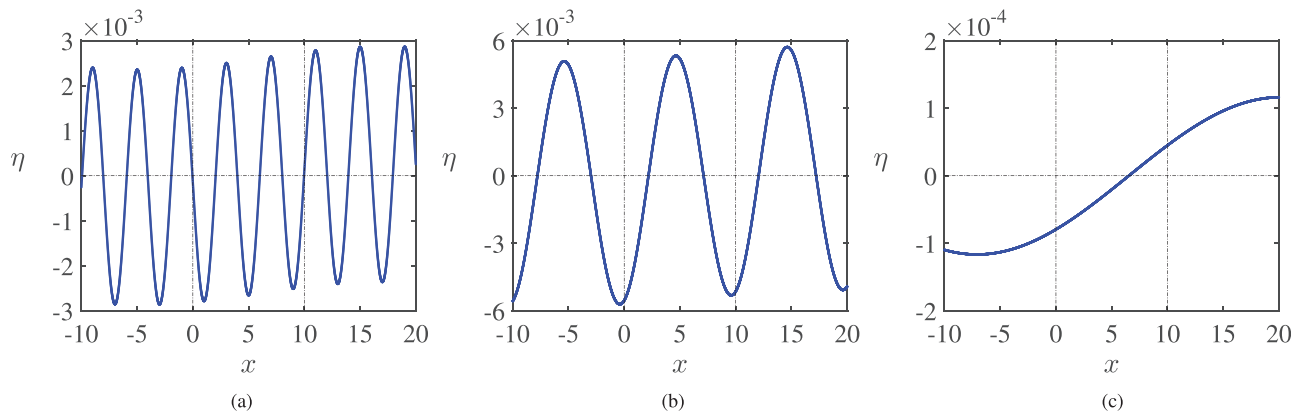


FIG. 5. Surface “modes” as given by expression (49) for a fixed ω recovered by first order in α approximation (39), with parameters $n=1$, $M_w=1$, $\Gamma=10$, $\alpha=10^{-4}$, and M according to the legend: (a) $M < M_c$, (b) $M = M_c$, and (c) $M > M_c$. Dashed vertical lines specify x -coordinates of membrane's edges. (a) $M=1.2 < M_c$, (b) $M=1.5 = M_c$, and (c) $M=4 > M_c$.

$$\phi_{DW}(x, \omega) = -\frac{1}{2\pi} \int_0^x (-i\omega + M\partial_{x'}) \xi(x') \int_{-\infty}^{+\infty} \frac{e^{ik(x-x')}}{\kappa} d\kappa dx'. \quad (53)$$

For $x > x'$, the Dirichlet integral in (53) can be calculated around the pole $\kappa = 0$ in the sense of the Cauchy Principal Value (CPV) as follows:

$$\text{PV} \int_{-\infty}^{+\infty} \frac{e^{ik(x-x')}}{\kappa} d\kappa = i\pi, \quad (54)$$

where $\text{PV} \int := \lim_{\varepsilon \rightarrow 0} \int_{\mathbb{R} \setminus [-\varepsilon, \varepsilon]}$ and ε is the radius of the sphere enclosing the singularity.³⁵ Inserting (54) into (53), we recover the velocity potential in the deep-water approximation

$$\phi_{DW}(x, \omega) = -\frac{1}{2} \int_0^x (\omega + iM\partial_{x'}) \xi(x') dx'. \quad (55)$$

With the potential (55), Eq. (11) takes the form

$$\omega^2 \xi + M_w^2 \partial^2 \xi + \frac{i\alpha}{2} (\omega + iM\partial_x) \int_0^x \left(\omega + iM \frac{d}{dx'} \right) \xi(x') dx' = 0. \quad (56)$$

Using the same methodology as before and taking into account the boundary condition $\xi(0) = 0$, we find the Laplace transform of (56)

$$\left(\omega^2 + s^2 M_w^2 + \frac{i\alpha}{2s} (\omega + isM) \right) \tilde{\xi}(s) = M_w^2 \xi'(0). \quad (57)$$

Following once again the procedure described in Sec. III, we take $s = ip$ in the equation (57) and then inverse the whole expression to finally obtain the displacement as the Bromwich integral

$$\xi(x) = \frac{M_w^2}{2\pi i} \lim_{T \rightarrow \infty} \int_{-T-i\nu}^{T-i\nu} \frac{2\xi'(0) p e^{ipx}}{2p(\omega^2 - p^2 M_w^2) + \alpha(\omega - pM)} dp. \quad (58)$$

Evaluating (58) at $x = \Gamma$ and taking into account the boundary condition $\xi(\Gamma) = 0$, we recover the eigenfrequency equation

$$\xi(\Gamma) = \frac{M_w^2}{2\pi i} \oint_{\mathcal{C}_B} \frac{2\xi'(0) p e^{ip\Gamma}}{2p(\omega^2 - p^2 M_w^2) + \alpha(\omega - pM)} dp = 0, \quad (59)$$

which can be written as follows:

$$\xi(\Gamma) = M_w^2 \xi'(0) D(\omega, \alpha) = 0, \quad (60)$$

where

$$D(\omega, \alpha) = \frac{1}{2\pi i} \oint_{\mathcal{C}_B} \frac{e^{ip\Gamma}}{\mathcal{D}(\omega, \alpha, p)} dp \quad (61)$$

and

$$\mathcal{D}(\omega, \alpha, p) = \omega^2 - p^2 M_w^2 + \alpha \frac{(\omega - pM)^2}{2p}. \quad (62)$$

In the case of $\alpha = 0$, the eigenvalue relation (60) reduces to

$$\begin{aligned} D(\omega, 0) &= \frac{1}{2\pi i} \oint_{\mathcal{C}_B} \frac{e^{ip\Gamma}}{\mathcal{D}(\omega, 0, p)} dp \\ &= \frac{1}{M_w^2} \frac{1}{2\pi i} \oint_{\mathcal{C}_B} \frac{-e^{ip\Gamma}}{p^2 - p_0^2} dp = 0, \end{aligned} \quad (63)$$

where $p_0 = \omega/M_w$. Applying the residue theorem to the last integral in (63), we reproduce the eigenfrequencies ω_n given by Eq. (35).

Simple roots $\omega(\alpha)$ of the equation $D(\omega, \alpha) = 0$ can be represented as a series in α , $0 < \alpha \ll 1$, as follows:^{28,50}

$$\omega = \omega_n - \alpha \frac{\partial_x D}{\partial_\omega D} - \frac{\alpha^2}{2} \left[\frac{\partial_\omega^2 D}{\partial_\omega D} \left(\frac{\partial_x D}{\partial_\omega D} \right)^2 - 2 \frac{\partial_{\omega x}^2 D}{\partial_\omega D} \frac{\partial_x D}{\partial_\omega D} + \frac{\partial_x^2 D}{\partial_\omega D} \right] + o(\alpha^2), \quad (64)$$

where $\omega(0) = \omega_n$.

Computing the partial derivatives and evaluating them at $\alpha = 0$ yields

$$\begin{aligned} \partial_x D &= \frac{-1}{2\pi i} \oint_{\mathcal{C}_B} \frac{e^{ip\Gamma} (Mp - \omega_n)^2}{2M_w^4 p (p^2 - p_{0,n}^2)^2} dp, \\ \partial_\omega D &= \frac{-1}{2\pi i} \oint_{\mathcal{C}_B} \frac{2e^{ip\Gamma} \omega_n}{M_w^4 (p^2 - p_{0,n}^2)^2} dp, \end{aligned} \quad (65)$$

where

$$p_{0,n} = \frac{\pi n}{\Gamma}.$$

Applying the residue theorem to the integrals in (65), we find

$$\begin{aligned} \partial_x D &= \frac{iM(-1)^n \Gamma^2}{2M_w^3 \pi n} + \frac{M_w \Gamma^2 [(-1)^n - 1]}{2M_w^3 \pi^2 n^2}, \\ \partial_\omega D &= \frac{-i(-1)^n \Gamma^2}{M_w^3 \pi n}. \end{aligned} \quad (66)$$

With the derivatives (66), the series expansion (64) takes the form

$$\omega(\alpha) = \omega_n + \alpha \frac{M}{2} + i\alpha \frac{M_w}{2\pi n} [(-1)^n - 1] + o(\alpha). \quad (67)$$

Taking into account terms of the second order in α yields the following expression for the growth rate:

$$\begin{aligned} \text{Im}(\omega) &= \alpha \frac{M_w}{2\pi n} [(-1)^n - 1] + \frac{\alpha^2 \Gamma}{32} \left(\frac{2M_w^2 (4 - \pi^2 n^2)}{\pi^4 n^4} [(-1)^n - 1] \right. \\ &\quad \left. - \frac{M^2 (\pi^2 n^2 + 10(-1)^n - 14)}{\pi^2 n^2} - \frac{M^4}{M_w^2} \right) + o(\alpha^2). \end{aligned} \quad (68)$$

For all even $n > 1$, the growth rate (68) is negative up to the terms of higher order than α^2 :

$$\text{Im}(\omega) = -\alpha^2 M^2 \frac{\Gamma}{32} \left(1 - \frac{4}{\pi^2 n^2} + \frac{M^2}{M_w^2} \right) + o(\alpha^2), \quad \text{even } n > 1.$$

In contrast, for odd n the growth rate can take positive values for some combinations of parameters. Equating the growth rate (68) to zero, we find the critical length of the membrane at the onset of flutter for odd n in the explicit form

$$\begin{aligned} \Gamma &= \frac{32M_w^3 \pi^3 n^3 \alpha^{-1}}{4M_w^4 (\pi^2 n^2 - 4) - M^2 M_w^2 \pi^2 n^2 (\pi^2 n^2 - 24) - M^4 \pi^4 n^4} \\ &\quad \text{odd } n \geq 1. \end{aligned} \quad (69)$$

For instance, the minimal length of the membrane for $n = 1$ below which there is no flutter is

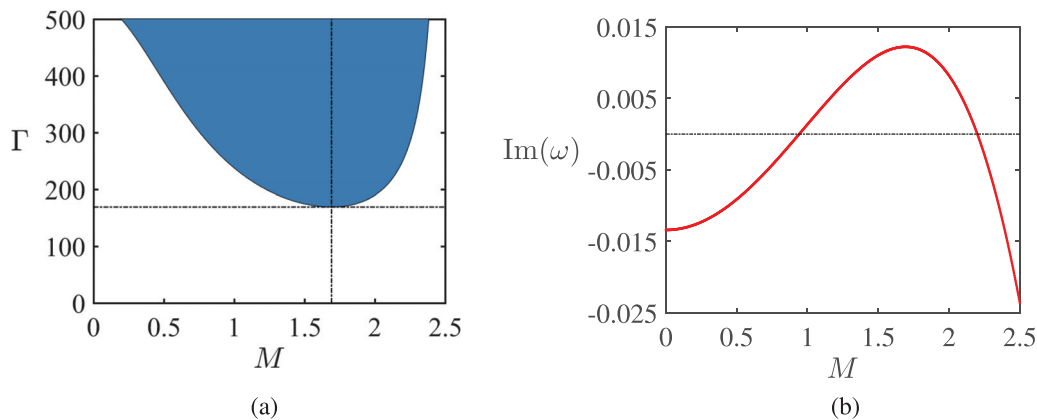


FIG. 6. (a) (Blue) Instability domain computed from expression (69) for $n=1$, $M_w=2$, and $\alpha=0.04$, with (dotted lines) the minimum (70) of Γ at the minimizer given by (71). (b) Growth rate for the left figure at a fixed value of $\Gamma=250$.

$$\Gamma_{\min} = \frac{128\pi^3}{\alpha M_w (\pi^4 - 32\pi^2 + 512)} \quad (70)$$

at

$$M_{\min} = M_w \frac{\sqrt{2}}{2\pi} \sqrt{24 - \pi^2}, \quad (71)$$

as is shown in Fig. 6. Notice that Γ_{\min} quickly increases as α is tending to zero, thus reducing chances for a finite-chord membrane to be unstable in the deep-water limit, if the coupling between the membrane and the flow is vanishingly weak.

V. THE FINITE-CHORD NEMTSOV MEMBRANE IN THE FINITE-DEPTH LAYER

The case of a fluid layer with finite depth requires further attention in the derivation of eigenfrequency equation than the previously considered limits of shallow and deep water. The main difficulty is the non-polynomial character of the dispersion relation for the finite depth flow,²⁸ which does not allow analytical solution via Cauchy residue theorem of the improper integral in (11) that therefore has to be now exclusively treated numerically. This major difference forces us first to count and localize the poles of the integrand using a combination of complex analysis and iterative solvers to make possible numerical implementation of the residue theorem. This allows us to discretize the integrodifferential equation into an algebraic nonlinear eigenvalue problem for ω by means of Galerkin decomposition and solve the resulting equation with an appropriate numerical method. In this section, we present both the derivation of this nonlinear eigenvalue problem and the methods for its solution. We argue that our approach can easily be extended to a wide class of fluid–structure systems composed of a fixed elastic structure that interacts with a moving flow.

A. Counting and localizing the poles of a non-polynomial integrand in the integrodifferential equation

For the sake of clarity in this section, we reintroduce the wave equation of the finite depth problem (11) in terms of convolution, along with its boundary conditions

$$\begin{aligned} \mathcal{W}(\xi; x, \omega) &= \left(\omega^2 + M_w^2 \frac{\partial^2}{\partial x^2} \right) \xi(x) \\ &+ \alpha \left(-i\omega + M \frac{\partial}{\partial x} \right) (u * v)(x) = 0, \\ \xi(0) &= \xi(\Gamma) = 0, \end{aligned} \quad (72)$$

where we have

$$\begin{aligned} u(x, \omega) &= \left(-i\omega + M \frac{\partial}{\partial x} \right) \xi(x), \\ v(x, \omega) &= \frac{1}{2\pi} \int_{-\infty}^{+\infty} \frac{[\kappa - (\omega - \kappa M)^2 \tanh \kappa] e^{i\kappa x}}{\kappa [(\omega - \kappa M)^2 - \kappa \tanh \kappa]} d\kappa = \frac{1}{2\pi} \int_{-\infty}^{+\infty} F(\kappa) d\kappa. \end{aligned} \quad (73)$$

As stated before, the main issue in solving (72) is the presence of the improper integral (74). Indeed, in contrast with the shallow- and deep-water cases, the difficulty in direct application of the Cauchy residue theorem to this integral is that it requires knowledge of the poles of the meromorphic function $F(\kappa)$, or equivalently, the zeros of the analytic function

$$f(\kappa) = (\omega - \kappa M)^2 - \kappa \tanh \kappa, \quad (75)$$

since the trivial pole $\kappa=0$ of $F(\kappa)$ is already known. As one can notice, the expression (75) is nothing else but the dispersion relation of the surface gravity waves traveling along a fluid layer with finite depth and infinite extension, moving uniformly along a rigid bottom.²⁸

Since the characteristic equation (75) is not polynomial in κ , we cannot say *a priori* how many zeroes it has in the complex κ -plane. We determine this number numerically using the standard expression^{65,67}

$$\nu = \frac{1}{2\pi i} \oint_{\mathcal{C}} \frac{f'(\kappa)}{f(\kappa)} d\kappa = \frac{R}{2\pi} \int_0^{2\pi} \frac{f'(Re^{i\theta})}{f(Re^{i\theta})} e^{i\theta} d\theta, \quad (76)$$

which relates the integer number ν of zeros of $f(\kappa)$ in the complex κ -plane inside an arbitrary closed contour \mathcal{C} which, for numerical purposes, we choose to be a circle of radius R that is centered at the origin.

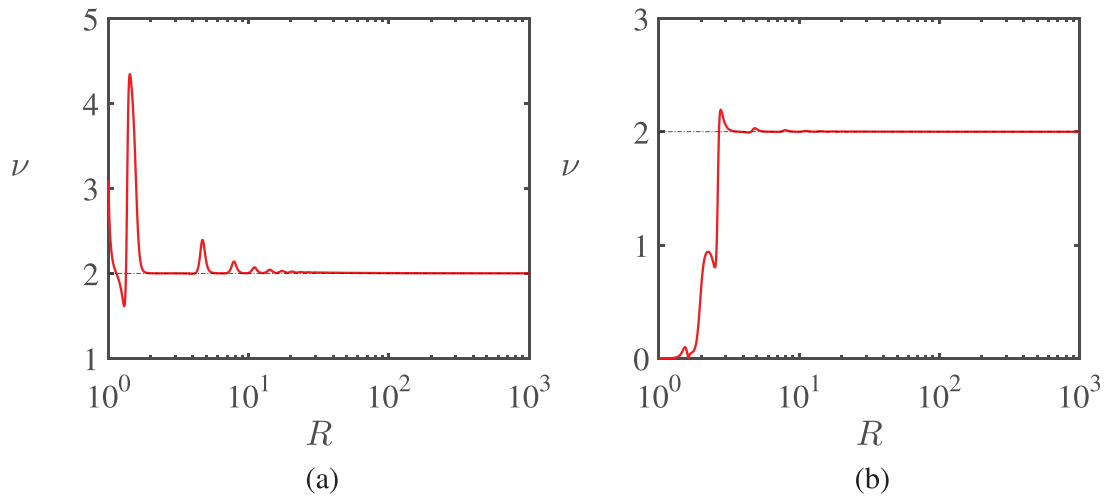


FIG. 7. Convergence of expression (76) over the radius R for two arbitrary pairs of complex eigenfrequencies and Mach numbers: (a) $(\omega, M) = (0.5 + 0.1i, 1.5)$ and (b) $(\omega, M) = (3\pi - 4i, 4.5)$. We used $N = 20$ nodes for the trapezoidal quadrature.

Solving (76) numerically using a standard trapezoidal quadrature with $\omega \in \mathbb{C}$ and $M \in \mathbb{R}$ for increasing values of R demonstrates convergence to $\nu = 2$ with a good accuracy that is evident in Fig. 7. This result is supported by the fact that both in the shallow-water limit (when at $\kappa \rightarrow 0$ we have $\tanh(\kappa) \approx \kappa$) and in the deep-water limit [when $\tanh(\kappa) = 1$ as $\kappa \rightarrow +\infty$], dispersion relation (75) reduces to a quadratic polynomial in κ which therefore has only two distinct roots.

Now, when the number of zeros in expression (75) is established, we can use an iterative algorithm such as the standard Newton–Raphson method to locate precisely where these two zeros lie in the complex κ -plane. In order for the algorithm to initiate, we need to provide an initial guess that is close enough to the exact value of the desired root. A natural choice is to use the roots of the

dispersion relation (75) either in the shallow- or in the deep-water limit

$$\kappa_{\pm}^{SW} = \frac{\omega}{M \pm 1}, \quad \kappa_{\pm}^{DW} = \frac{2\omega M + 1 \pm \sqrt{4\omega M + 1}}{2M^2}, \quad (77)$$

which depends on the length Γ of the membrane. Indeed, since $\omega = \omega_n + i\omega_i$, where $\omega_n = n\pi M_w/\Gamma$ is the free membrane frequency (35) and $\omega_i \in \mathbb{R}$ is fixed, we have a clear numerical evidence that the zeros of (75) tend either to κ_{\pm}^{SW} as $\Gamma \rightarrow \infty$ or to κ_{\pm}^{DW} as $\Gamma \rightarrow 0$, see Fig. 8.

Since the location of the poles of the integrand in (74) is now determined, we continue our investigation by applying the residue theorem to this improper integral in the same way as we did in the

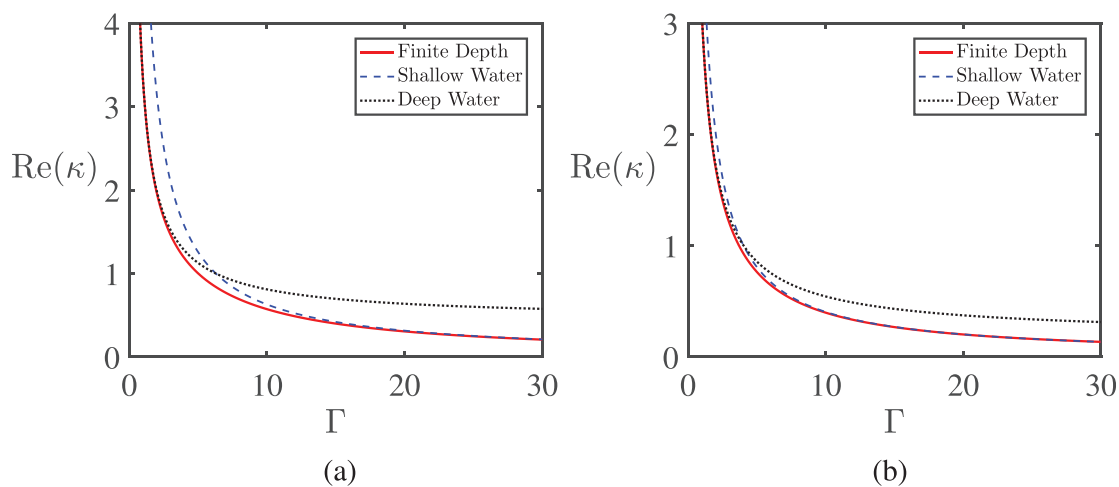


FIG. 8. Convergence of zeros of (75) to the roots (77) over Γ , for $\omega = \omega_n + i\omega_i$ with fixed values of imaginary parts (a) $\omega_i = 0.001$ and (b) $\omega_i = -0.1$. (a) $(M_w, M) = (1, 1.5)$ and (b) $(M_w, M) = (0.6, 2.4)$.

shallow-water limit. This time, due to the presence of a pole at the origin, the contour we consider is decomposed as

$$\begin{aligned}\mathcal{C} &= [-R, -\varepsilon] \cup \Delta_\varepsilon \cup [\varepsilon, R] \cup \Delta_R, \\ \Delta_\varepsilon &= \{\varepsilon e^{it}, -\pi \leq t \leq 0\}, \\ \Delta_R &= \{R e^{it}, 0 \leq t \leq \pi\},\end{aligned}\quad (78)$$

where $0 < \varepsilon \ll 1$ and $R \gg 1$.

Using the oriented curve (78) in the contour integral (74) yields

$$\oint_{\mathcal{C}} F(\kappa) d\kappa = \int_{-R}^{-\varepsilon} F(\kappa) d\kappa + \int_{\Delta_\varepsilon} F(\kappa) d\kappa + \int_{\varepsilon}^R F(\kappa) d\kappa + \int_{\Delta_R} F(\kappa) d\kappa. \quad (79)$$

Adopting the same argument as in the shallow-water case and taking into account that $F(z)$ is a continuous function for $z \in \Delta_R$ and that $\lim_{R \rightarrow +\infty} |g(R e^{i\theta})| = 0$, where $g(\kappa) = F(\kappa) e^{-i\kappa x}$ and $\theta \in [0, \pi]$, we find that the contribution of the arc integral over Δ_R vanishes as we enlarge the radius, according to Jordan's lemma.⁶⁵

The contribution of the arc integral over Δ_ε in (79) also vanishes as $\varepsilon \rightarrow 0$ because

$$\lim_{\varepsilon \rightarrow 0} \int_{\Delta_\varepsilon} F(\kappa) d\kappa = \lim_{\varepsilon \rightarrow 0} i\varepsilon \int_{-\pi}^0 e^{i\theta} F(\varepsilon e^{i\theta}) d\theta = 0. \quad (80)$$

Finally, taking the two limits of $R \rightarrow +\infty$ and $\varepsilon \rightarrow 0$ simultaneously and then applying the residue theorem to (79), we obtain

$$\begin{aligned}\lim_{\substack{R \rightarrow +\infty \\ \varepsilon \rightarrow 0}} \left[\int_{-R}^{-\varepsilon} F(\kappa) d\kappa + \int_{\varepsilon}^R F(\kappa) d\kappa \right] &= \text{PV} \int_{-\infty}^{+\infty} F(\kappa) d\kappa \\ &= 2\pi i \sum_{j=1}^2 \text{res}(F(\kappa), \kappa_j),\end{aligned}\quad (81)$$

where the improper integral has to be taken in the sense of Cauchy principal value and where κ_j are the zeros of (75) lying in the upper-half plane.

A similar argument works as well for an oriented contour \mathcal{C} in the lower half of the complex κ -plane, to enclose the poles with the negative imaginary parts.

Now, we are prepared to recover the function $v(x, \omega)$ from the general expression (74) as

$$v(x, \omega) = i \sum_{j=1}^2 \text{res}(F(\kappa), \kappa_j), \quad \kappa_j \in \mathbb{C}, \quad (82)$$

which constitutes the main result of this section.

Note that owing to the fact that the poles are computed numerically and that F in (82) cannot be expanded in the Laurent series, we need to calculate the residues in (82) with an alternative, however equivalent, expression to that used for obtaining (18). Namely, if we consider a meromorphic function $M(z) = a(z)/b(z)$ with a simple pole z_1 that is a root of $b(z)$, then the residue for $M(z)$ at z_1 reads as⁶⁵

$$\text{res}(M(z), z_1) = \lim_{z \rightarrow z_1} \frac{a(z)}{b'(z)}. \quad (83)$$

If the function $M(z)$ has a double pole z_2 , we find similarly that⁶⁵

$$\text{res}(M(z), z_2) = \lim_{z \rightarrow z_2} \frac{6a'(z)b''(z) - 2a(z)b'''(z)}{3[b''(z)]^2}. \quad (84)$$

Expressions (83) and (84) will be utilized in the numerical treatment of Eq. (72), for instance, in the computation of the corresponding Jacobian.

B. Galerkin discretization and reduction to an algebraic nonlinear eigenvalue problem

The last step in solving the integrodifferential equation (72) numerically is to introduce a modal form for the displacement $\xi(x)$ that respects the boundary conditions $\xi(0) = \xi(\Gamma) = 0$. For this purpose, we introduce the following Galerkin decomposition, based on a superposition of modes of a free membrane vibrating in vacuum

$$\xi(x) = \sum_{j=1}^N \gamma_j \xi_j^{(0)}, \quad \xi_j^{(0)} = \sin\left(\frac{j\pi x}{\Gamma}\right). \quad (85)$$

Substituting (85) into (72) and using the orthogonality of the modes (85) while integrating over the membrane chord, we find

$$\mathcal{F}_{ij}(\omega) \gamma_j = \sum_{j=1}^N \gamma_j \int_0^\Gamma \mathcal{W}(\xi_j^{(0)}; x, \omega) \xi_i^{(0)} dx = 0. \quad (86)$$

The expression (86) represents the j th scalar equation of the algebraic nonlinear eigenvalue problem in ω , which matrix pencil can be written as

$$\mathcal{F}(\omega) = -\omega^2 \mathcal{I} + \alpha \mathcal{P}(\omega) + \mathcal{K}, \quad (87)$$

where the matrices in (87) can be explicitly recovered through the following expressions:⁵⁶

$$\begin{aligned}\mathcal{I}_{ij} &= \delta_{ij}, \\ \mathcal{K}_{ij} &= \left(\frac{j\pi M_w}{\Gamma}\right)^2 \delta_{ij}, \\ \mathcal{P}_{ij} &= \frac{2}{\Gamma} \int_0^\Gamma P(\xi_j^{(0)}; x, \omega) \xi_i^{(0)} dx,\end{aligned}\quad (88)$$

with δ_{ij} standing for the Kronecker delta. The function P follows from (72) after the application of the Leibniz rule (24)

$$P(\xi(x); x, \omega) = i\omega(u * v) - M \left[u * \frac{\partial v}{\partial x} + u(x, \omega) v(0, \omega) \right], \quad (89)$$

where $v(x)$ is given by (82) and

$$\frac{\partial v}{\partial x} = \frac{i}{2\pi} \int_{-\infty}^{+\infty} \frac{[\kappa - (\omega - \kappa M)^2 \tanh \kappa] e^{i\kappa x}}{(\omega - \kappa M)^2 - \kappa \tanh \kappa} d\kappa, \quad (90)$$

should be computed separately with the similar approach. Indeed, integral (90) is nothing else but a slightly modified version of expression (74), without the pole located at the origin. Therefore, a similar analysis applied to (90) reduces it to

$$\frac{\partial v}{\partial x} = iv(x) = - \sum_{j=1}^2 \text{res}(F(\kappa), \kappa_j), \quad \kappa_j \in \mathbb{C}. \quad (91)$$

With the expressions (82) and (91), we can recover an explicit form of all the matrices constituting the matrix pencil (87) of the nonlinear eigenvalue problem by direct numerical computation.

C. Jacobian of the nonlinear matrix pencil $\mathcal{F}(\omega)$

Nonlinear eigenvalue problems constitute nowadays a challenging and ongoing research topic for a whole community of mathematicians. The state-of-the-art reviews^{57–59} identify and classify different classes of methods to solve them, depending on the nonlinearity. Most of the known methods are either based on the Newton–Raphson iterative process or use contour integration.⁵⁸ In the present paper, we prefer the former.

The Newton–Raphson iterative process needs the derivative of the pencil (87) with respect to ω , or Jacobian of the system. In order to reach an acceptable convergence rate for the method, we compute the analytical form of the Jacobian instead of approximating it numerically.

From (87), we find

$$\frac{d\mathcal{F}}{d\omega} = -2\omega\mathcal{I} + \alpha \frac{d\mathcal{P}}{d\omega}, \quad (92)$$

where the derivative $\frac{d\mathcal{P}}{d\omega}$ involves the derivative of the function $P(x, \omega)$ as defined in (89). Applying the Leibniz rule (24) once again, we obtain

$$\begin{aligned} \frac{\partial P}{\partial \omega} = & i(u * v) + i\omega \left[\left(\frac{\partial u}{\partial \omega} * v \right) + \left(u * \frac{\partial v}{\partial \omega} \right) \right] \\ & - M \left[\left(\frac{\partial u}{\partial \omega} * \frac{\partial v}{\partial x} \right) + \left(u * \frac{\partial^2 v}{\partial x \partial \omega} \right) \right. \\ & \left. + \frac{\partial u}{\partial \omega}(x, \omega)v(0, \omega) + u(x, \omega)\frac{\partial v}{\partial \omega}(0, \omega) \right], \end{aligned} \quad (93)$$

where u is given by (73), v by (82), and $\frac{\partial v}{\partial x}$ by (91).

As in the previous case, the higher-order derivatives of (74) involve slightly different improper integrals. Their explicit expressions are recovered as

$$\begin{aligned} \frac{\partial v}{\partial \omega} = & \frac{1}{\pi} \int_{-\infty}^{+\infty} \frac{(\omega - \kappa M)(\tanh^2 \kappa - 1)e^{i\kappa x}}{[(\omega - \kappa M)^2 - \kappa \tanh \kappa]^2} d\kappa, \\ \frac{\partial^2 v}{\partial x \partial \omega} = & \frac{i}{2\pi} \int_{-\infty}^{+\infty} \frac{\kappa(\omega - \kappa M)(\tanh^2 \kappa - 1)e^{i\kappa x}}{[(\omega - \kappa M)^2 - \kappa \tanh \kappa]^2} d\kappa. \end{aligned} \quad (94)$$

Although the numerator in the integrand of (94) is different from (74), the poles remain identical to (90), with the only difference that they are of second order. Therefore, we can apply the same procedure involving the residue theorem as we did in the derivation of (82) (with a particular attention to the pre-factors of the integrals). As the poles are no longer simple, we need to use the expression (84) for the residues when computing derivatives (94).

D. Numerical evaluation of the integral in (88)

In our approach, the integrals in the expression (88) and its derivative, as well as in all the convolutions, are integrated using numerical quadrature. Since the domain of integration is one-dimensional and we want to keep high accuracy in our numerical scheme, we prefer to use the Legendre–Gauss–Lobatto quadrature rule to approximate every integral. The nodes and weights of this spectral collocation method are recovered using the Golub–Welsch algorithm,⁶¹ which is based on the inversion of a linear system obtained

from the three-term recurrence relation for Legendre polynomials. The computed eigenvalues correspond to the quadrature points, while the eigenvectors are used to recover the weights. In this method, the nodes are defined on an interval $[-1, 1]$ before being mapped, using a linear transformation, to the interval of integration $[0, \Gamma]$. This spectral quadrature is able to reach computer accuracy with less than 20 nodes of discretization of the interval $[0, \Gamma]$ and is thus used all over our code.

E. Newton-like numerical method for solving the nonlinear eigenvalue problem

Now when every element of the matrix pencil (87) and its derivative (92) can be recovered by direct numerical computation, we shall introduce the method that we will be using throughout the stability analysis of the nonlinear eigenvalue problem. This numerical method is introduced in the recent review⁵⁷ and is designed to solve the characteristic equation $\det \mathcal{F}(\omega) = 0$ from the inversion of successive linear problems. As always in Newton-like methods, it has to start with an initial guess that is close enough to the exact solution ω . In our case, due to strong nonlinearity in ω in the term (89), we shall restrict ourselves to reasonably low values of α . Indeed, this parameter acts as a linear factor at the nonlinear in ω operator and keeping it sensibly small prevents us from departing too far from the free membrane solution (corresponding to $\alpha = 0$). This allows us to initiate our algorithm by choosing the eigenfrequency of the free membrane (35) as an initial starting point. With this first guess $\omega^{(0)} = \omega_n$, the method of successive linear problems is an iterative routine, where the p -th iteration requires to solve a linear eigenvalue problem

$$\mathcal{F}(\omega^{(p)})\mathbf{u} = \theta \mathcal{F}'(\omega^{(p)})\mathbf{u}. \quad (95)$$

After inversion of expression (95), we re-initiate the method as follows:

$$\omega^{(p+1)} = \omega^{(p)} - \theta, \quad (96)$$

where θ is chosen to be the smallest eigenvalue of (95) in the absolute value. As expected from the method, we can easily reach quadratic convergence in ω .

The computational method presented through this section has been fully implemented and parallelized in MATLAB using the Parallel Computing Toolbox available from the software. All stability maps in the parameter spaces that will be presented in Sec. V F are recovered from the direct computation of growth rates $\text{Im}(\omega)$ of the nonlinear matrix pencil (87).

F. Stability maps for the finite-chord Nemtsov membrane in the finite-depth flow

Applying the computational method described above to the nonlinear eigenvalue problem defined by the matrix pencil (87), we find frequencies and growth rates of the finite-chord Nemtsov membrane coupled to the free surface flow of finite depth. First, we are benchmarking our method against the analytical solution (41) in the shallow-water limit, corresponding to $\Gamma \rightarrow \infty$, and shown in Fig. 2. In Fig. 9, we show an analog of Fig. 2 for the membrane with the chord length $\Gamma = 10$ and $\alpha = 10^{-4}$ that demonstrates all the structural characteristics that are present in the shallow-water stability map including

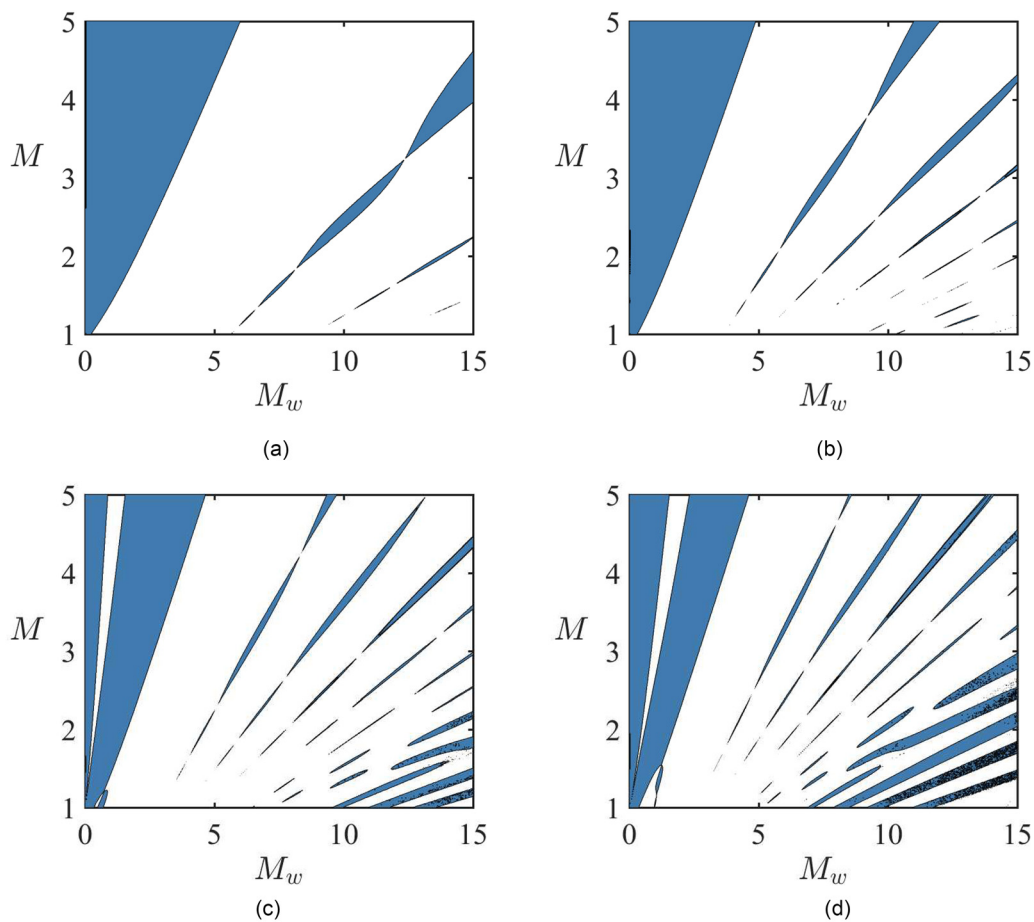


FIG. 9. Stability maps in the (M_w, M) -plane from the numerical solution of the matrix pencil (87) for $\Gamma = 10$, $\alpha = 10^{-4}$, and n according to the legend: (a) $n = 1$, (b) $n = 2$, (c) $n = 3$, and (d) $n = 4$.

the tongues of intertwining flutter regions and the wide stability gap. Nevertheless, one can observe that in the case of the finite-chord membrane in the finite-depth flow some of the tongues are either separated to individual instability islands or merged into continuous instability belts. These new effects are caused by the finite values of the chord length of the membrane and the finite depth of the fluid layer.

In a similar way, we produce stability maps in the (μ, M) -plane computed from the numerical solution of the algebraic nonlinear matrix pencil (87) for $\Gamma = 10$ and $\alpha = 10^{-4}$. Comparing the results shown in Fig. 10 with the analytical solutions in the shallow-water limit that are visualized in Fig. 4, we notice good qualitative and quantitative agreement of the two approaches.

A drawback of our first order in α analytical expression (41) for the growth rates in the shallow-water approximation was that the size of the membrane Γ in it was only playing the role of a scaling factor and thus did not change the shape of the instability domains as it is the case for the finite depth solution. In contrast, the numerical solution of the nonlinear eigenvalue problem with the pencil (87) allows us to investigate zones of the radiation-induced flutter in a broad range of variation of the chord length Γ .

In Figs. 11(a) and 11(b), we present stability maps in the (Γ, M) -plane for the membrane modes with $n = 1, 2$ that show stability close to the critical values $M = 1$ and $\Gamma = 0$ with instability (blue domain) everywhere else. Notice that as $\Gamma \rightarrow \infty$, the lower boundary of the flutter domain for the finite depth layer tends to the horizontal neutral stability curve (shown as a red dotted line) that follows from the first order in α expansion of the growth rate (41) in the shallow-water approximation. On the other hand, in the opposite limit of $\Gamma \rightarrow 0$, corresponding to the deep-water approximation, the finite-chord-length Nemtsov membrane is stable, in accordance with the perturbation analysis in Sec. IV. These observations confirm that our numerical results for the finite depth problem are in very good agreement with the analytical treatment presented in Secs. VA–VE and that our numerical procedure converges to correct eigenvalues.

Exploring the stability map in the (Γ, M) -plane further for the higher-order membrane modes with $n = 3$ unveils even more intriguing pattern shown in Figs. 11(c) and 11(d). First, Fig. 11(c) highlights a curious structure of two prominent subdomains in the parameter plane with the stability gap corresponding to a sector of stability also visible in the left part of Fig. 11(c). Second, the lower subdomain in

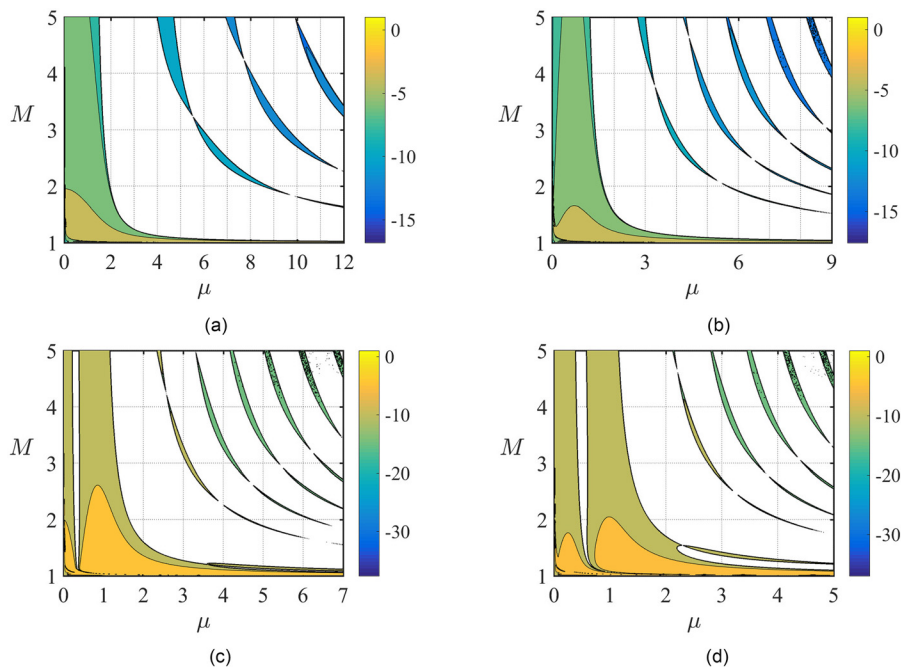


FIG. 10. Stability maps in the (μ, M) -plane from the numerical solution of the matrix pencil (87) for $\Gamma = 10$, $\alpha = 10^{-4}$ and n according to the legend: (a) $n = 1$, (b) $n = 2$, (c) $n = 3$, and (d) $n = 4$. We use a logarithmic scale for the growth rate.

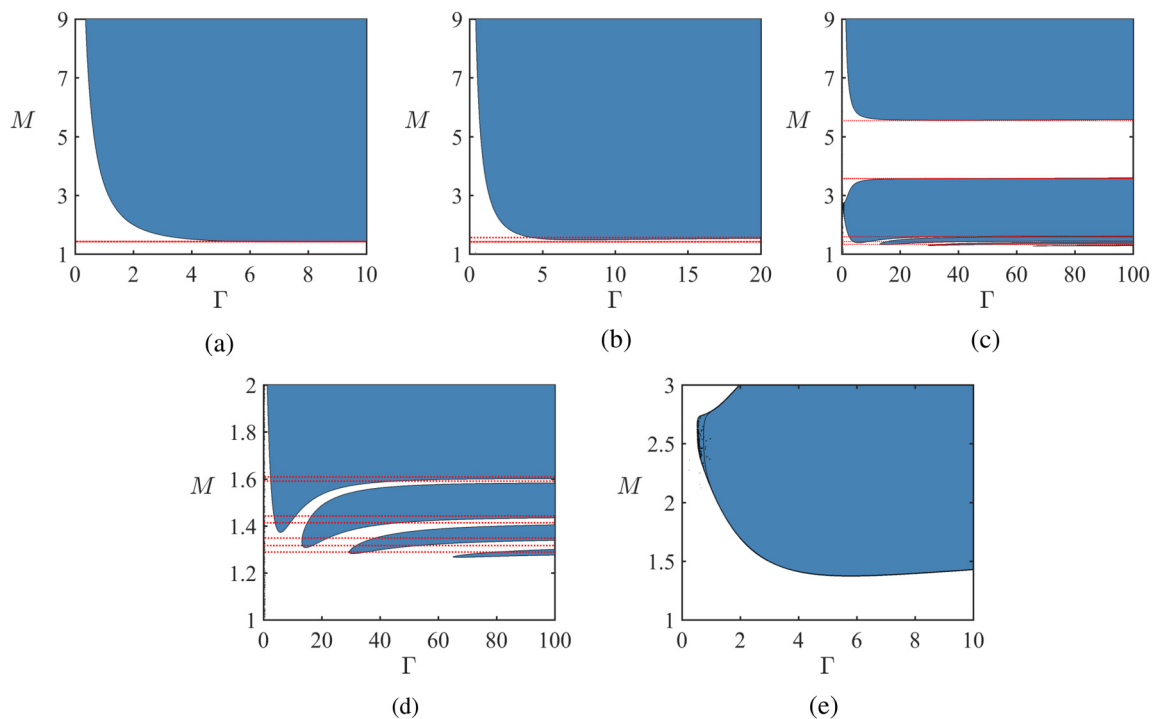


FIG. 11. Instability domains (blue) of the finite depth system and finite-chord membrane for the eigenfrequencies ω recovered from the matrix pencil (87). Parameters used are $M_w = 1$, $\alpha = 10^{-4}$, and n according to the legend: (a) $n = 1$, (b) $n = 2$, and (c)–(e) $n = 3$. Neutral stability line obtained from the first-order expansion of the shallow-water growth rate (41) is shown as dotted red.

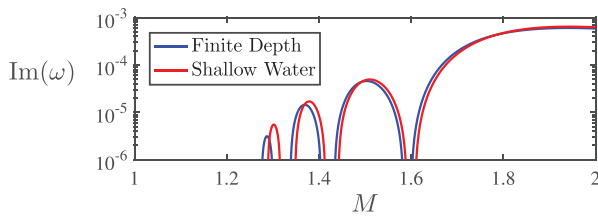


FIG. 12. Finite depth growth rates converge to the shallow-water ones as $\Gamma \rightarrow \infty$ for $M_w = 1$, $\alpha = 10^{-4}$, $n = 3$, and $\Gamma = 100$.

Fig. 11(c) decomposes to a bunch of instability tongues spreading along the Γ -axis, see Fig. 11(d). Third, for every tongue, even for that commencing very close to the M -axis [Fig. 11(e)], there is a critical value of the chord length Γ such that the shorter membranes are stable, quite in accordance with the analytical results for the deep water reported in Sec. IV, cf. Fig. 6. Fourth, and, probably the most rewarding, is the evidence that in the limit of $\Gamma \rightarrow \infty$ the boundaries of the instability tongues of Fig. 11(d) converge to the shallow-water solution shown by red dotted horizontal lines in Fig. 11(d), which is also confirmed by the convergence of the corresponding growth rates shown in Fig. 12. Therefore, the pattern of instability tongues that we discovered first in the shallow-water approximation manifests itself also in the general case of the finite-chord membrane in the finite-depth fluid flow. With the increase in n , the instability tongues start to break and intertwine, making the pattern even more intriguing, see Fig. 13 for the stability maps corresponding to $n = 4$.

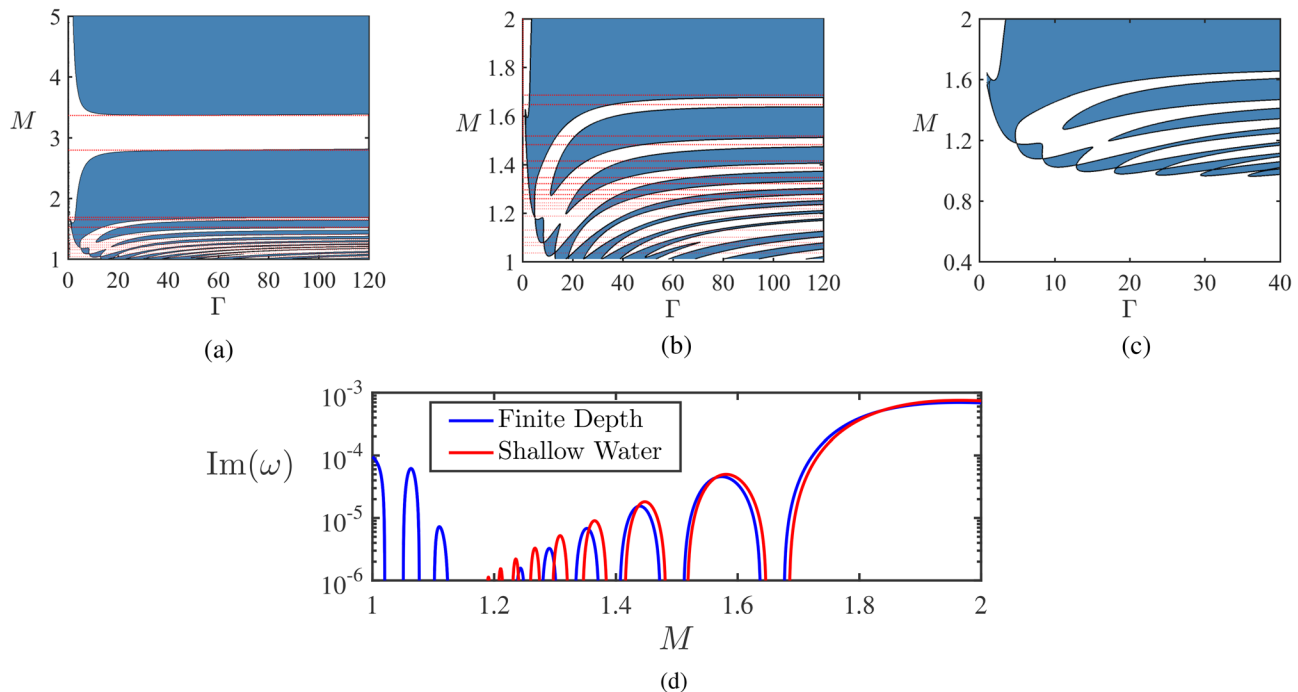


FIG. 13. (a) Instability domain and (b) and (c) its close views (blue) for $M_w = 1$, $\alpha = 10^{-4}$, and $n = 4$. (c) The leftmost tongue never touches the axis $\Gamma = 0$. (d) The lower panel represents growth rates computed at a fixed value of $\Gamma = 120$.

As is evident in Fig. 14, modification of the added mass ratio parameter α by an order of magnitude from $\alpha = 10^{-4}$ to $\alpha = 10^{-3}$ deforms the pattern of instability regions. Although all the qualitative features remain in place, the behavior of the stability boundaries at large values of Γ does not demonstrate a perfect convergence to the shallow-water solution as one can see in the closer views of the stability domains in Figs. 14(e) and 14(f). Notice, however, that the red dotted lines are obtained from the first order in α perturbation expansion (41) of the full dispersion relation (31). This fact explains the discrepancy and suggests that sensitivity of stability of the Nemtsov membrane to α has been proven to be rather important, quite in accordance with the remark of Barbone and Crighton⁷ that the intermediate values of the fluid-loading parameter appear to be the most complicated as it is impossible to label the mode of the fluid–solid system as corresponding solely to a “solid mode” or a “fluid mode.” This complication manifests itself in the fact that α is a factor of the nonlinear and non-polynomial in ω operator in (87). By this reason, as soon as α departs from the origin, the choice of the free membrane mode (35) is less suitable as a first guess to initiate the Newton-like iterative process (96), which therefore works less stably at larger values of α . Parameter continuation proposed, for example, in the work³⁵ in a different setting, only slightly improved performance of our method, reflecting the fact that nonlinear eigenvalue problems of fluid–structure interaction are notoriously hard. Complementary methods specifically designed to solve nonlinear spectral problems are available in the literature, for example, the contour integration method,^{58,59} but they possess a poorest rate of convergence than iterative algorithms and require specific knowledge about the location of eigenvalues in the

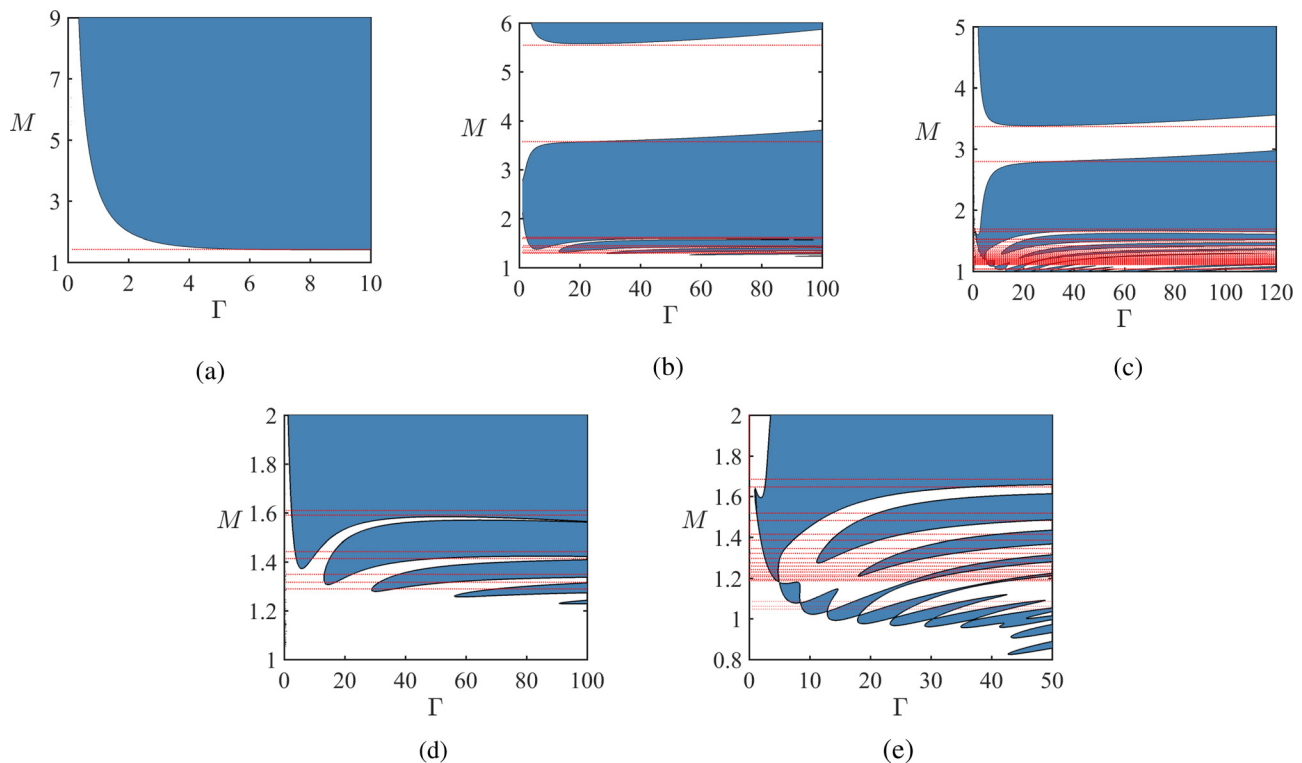


FIG. 14. Instability domains (blue) of the finite depth system and finite-chord membrane for the eigenfrequencies ω recovered from the matrix pencil (87). Parameters used are $M_w = 1$, $\alpha = 10^{-3}$, and n according to the legend: (a) $n = 1$, (b) and (d) $n = 3$, and (c) and (e) $n = 4$. The dotted red lines represent the neutral stability curves obtained from the first-order expansion of the shallow-water growth rate (41).

complex ω -plane. We therefore restricted ourselves with the limiting case of small parameter α in the benefit of computation time and accuracy. Nevertheless, our method allowed to obtain new results in the classical problem in the unprecedentedly broad range of all other important parameters, including, first of all the chord length, dimensionless velocity of the flow, and speed of propagation of elastic waves in the membrane.

VI. CONCLUDING REMARKS

In this paper, we studied conditions for the onset of a radiation-induced instability of the Nemtsov membrane in a uniform flow with free surface. In contrast to previous works^{28,29} that were limited either by the shallow-water approximation or by the assumption that the membrane has infinite chord length, we consider the problem in its entirety and take into account both the finite chord of the membrane and the finite depth of the fluid layer.

First, we derive a new integrodifferential equation for the deflection of the finite-chord membrane that is coupled to the finite-depth flow.

Then, we develop an analytical procedure allowing to find the eigenvalues of the membrane that is weakly coupled to the flow in the shallow- and deep-water approximations. Our original contribution is a systematic procedure that combines Laplace transform, residue calculus, and perturbation of eigenvalues. The analytical solution allowed us to plot detailed stability maps and find a new

pattern of intertwining instability tongues that to the best of our knowledge has not been previously reported in the literature. Furthermore, we were able to find analytically the geometrical structure that governs position, orientation, and self-intersections of the instability tongues.

Next, we developed an original numerical method to treat the finite-chord membrane in the finite-depth uniform flow with the free surface. With a combination of complex analysis and Galerkin discretization, we reduced the boundary eigenvalue problem for an integro-differential equation to an algebraic non-polynomial nonlinear eigenvalue problem and solved it with a Newton-like method. This approach allowed us to explore the onset of instability with respect to the chord length of the membrane, velocity of the flow, and speed of elastic waves propagating along the membrane at small but finite values of the added mass ratio parameter that plays a role of an effective damping due to radiation of surface gravity waves.

An impediment in our numerical approach is most probably the restricting limit on the parameter α that must remain small for the numerical procedure to smoothly converge. This limit is physically justified in the context of aerodynamics ($\rho \ll \rho_m$; hence, $\alpha \rightarrow 0$) but must be relaxed for realistic hydrodynamical applications where the order of magnitude for α can be larger. It would also be interesting to investigate the deformation of the free-surface and explore its different modes of excitation in the finite-chord Nemtsov problem. All these perspectives are left for future work.

We believe we have made a convincing case that the Nemtsov membrane is able to play the same paradigmatic role for understanding radiation-induced instabilities as the famous Lamb oscillator coupled to a string has played for understanding radiation damping. We believe that our procedure is applicable to a broad class of fluid–structure interaction problems that require solving nonlinear eigenvalue problems. An extension of it allowing for a significant continuation with respect to the coupling parameter has proven to be a harder topic that we leave beyond the scope of this paper.

ACKNOWLEDGMENTS

We thank Nabil Achour and Jérôme Mougel from IMFT Toulouse for communicating to us their recent numerical results that, in particular, independently confirm our analysis. We are grateful to Professor M. L. Overton from the Courant Institute for helpful discussions. We thank the London Mathematical Society for supporting Professor Overton's visit to Northumbria through the Scheme 4 Research in Pairs under Grant No. 41820. J.L. was supported by a Ph.D. Scholarship from Northumbria University that also provided him with an opportunity to run the code on the High Performance Cluster. The research of O.N.K. was supported in part by the Royal Society under Grant No. IES\R1\211145.

AUTHOR DECLARATIONS

Conflict of Interest

The authors have no conflicts to disclose.

DATA AVAILABILITY

Data sharing is not applicable to this article as no new data were created or analyzed in this study.

REFERENCES

- ¹H. Lamb, "On a peculiarity of the wave-system due to the free vibrations of a nucleus in an extended medium," *Proc. London Math. Soc.* **32**, 208–211 (1900).
- ²A. E. H. Love, "Some illustrations of modes of decay of vibratory motions," *Proc. London Math. Soc.* **s2-2**, 88–113 (1905).
- ³G. Beck and H. M. Nussenzweig, "On the physical interpretation of complex poles of the S-matrix—I," *Nuovo Cimento* **16**(3), 416–449 (1960).
- ⁴F. Ursell, "The decay of the free motion of a floating body," *J. Fluid Mech.* **19**(2), 305–319 (1964).
- ⁵*Causality and dispersion relations*, Mathematics in Science and Engineering, edited by H. M. Nussenzweig (Academic Press, New York, 1972), Vol. 95.
- ⁶D. G. Crighton, "The 1988 Rayleigh medal lecture: Fluid loading—The interaction between sound and vibration?," *J. Sound Vib.* **133**(1), 1–27 (1989).
- ⁷P. E. Barbone and D. G. Crighton, "Vibrational modes of submerged elastic bodies," *Appl. Acoust.* **43**, 295–317 (1994).
- ⁸A. Soffer and M. I. Weinstein, "Resonances, radiation damping and instability in Hamiltonian nonlinear wave equations," *Invent. Math.* **136**, 9–74 (1999).
- ⁹A. Soffer, "Dissipation through dispersion," in *Nonlinear Dynamics and Renormalization Group*, CRM Proceedings and Lecture Notes Vol. 27, edited by I. M. Sigal and C. Sulem (American Mathematical Society, Providence, RI, 2001).
- ¹⁰A. M. Shapiro and M. I. Weinstein, "Radiative decay of bubble oscillations in a compressible fluid," *SIAM J. Math. Anal.* **43**(2), 828–876 (2011).
- ¹¹O. Costin, S. Tanveer, and M. I. Weinstein, "The lifetime of shape oscillations of a bubble in an unbounded, inviscid, and compressible fluid with surface tension," *SIAM J. Math. Anal.* **45**(5), 2924–2936 (2013).
- ¹²J. Fröhlich and Z. Gang, "Emission of Cherenkov radiation as a mechanism for Hamiltonian friction," *Adv. Math.* **264**, 183–235 (2014).
- ¹³C. E. Wayne and M. I. Weinstein, "Dynamics of partial differential equations," *Frontiers in Applied Dynamical Systems: Reviews and Tutorials* (Springer, Cham, 2015), Vol. 3.
- ¹⁴P. J. Olver and N. E. Sheils, "Dispersive Lamb systems," *J. Geometric Mech.* **11**(2), 239–254 (2019).
- ¹⁵M. Bertini, D. Noja, and A. Posilicano, "Dynamics and Lax-Phillips scattering for generalized Lamb models," *J. Phys. A* **39**, 15173–15195 (2006).
- ¹⁶J. A. Adam, *Rays, Waves, and Scattering: Topics in Classical Mathematical Physics*, Princeton Series in Applied Mathematics Vol. 56 (Princeton University Press, Princeton, 2017).
- ¹⁷S. Rotter and S. Gigan, "Light fields in complex media: Mesoscopic scattering meets wave control," *Rev. Mod. Phys.* **89**(1), 015005 (2017).
- ¹⁸A. M. Bloch, M. I. Weinstein, and P. Hagerty, "Radiation induced instability," *SIAM J. Appl. Math.* **64**(2), 484–524 (2004).
- ¹⁹A. M. Bloch, P. Hagerty, A. G. Rojo, and M. I. Weinstein, "Gyrospectically stabilized oscillators and heat baths," *J. Stat. Phys.* **115**, 1073–1100 (2004).
- ²⁰S. Chandrasekhar, "Solutions of two problems in the theory of gravitational radiation," *Phys. Rev. Lett.* **24**(11), 611–615 (1970).
- ²¹L. Lindblom and S. L. Detweiler, "On the secular instabilities of the Maclaurin spheroids," *Astrophys. J.* **211**, 565–567 (1977).
- ²²B. F. Schutz, "Perturbations and stability of rotating stars—III. Perturbation theory for eigenvalues," *Mon. Not. R. Astron. Soc.* **190**, 21–31 (1980).
- ²³S. Chandrasekhar, "On stars, their evolution and their stability," *Science* **226**(4674), 497–505 (1984).
- ²⁴N. Andersson, "Gravitational waves from instabilities in relativistic stars," *Classical Quantum Gravity* **20**, R105–R144 (2003).
- ²⁵M. A. Belyaev, "Incompressible modes excited by supersonic shear in boundary layers: Acoustic CFS instability," *Astrophys. J.* **835**, 238 (2017).
- ²⁶S. Le Dizès and P. Billant, "Radiative instability in stratified vortices," *Phys. Fluids* **21**, 096602 (2009).
- ²⁷A. Orozco Estrada, R. C. Cruz Gómez, A. Cros, and P. Le Gal, "Coalescence of lenticular anticyclones in a linearly stratified rotating fluid," *Geophys. Astrophys. Fluid Dyn.* **114**(4–5), 504–523 (2020).
- ²⁸J. Labarbe and O. N. Kirillov, "Membrane flutter induced by radiation of surface gravity waves on a uniform flow," *J. Fluid Mech.* **901**, A4 (2020).
- ²⁹B. E. Nemtsov, "Flutter effect and emission in the region of anomalous and normal Doppler effects," *Radiophys. Quantum Electron.* **28**(12), 1076–1079 (1985).
- ³⁰M. P. Paidoussis, *Fluid-Structure Interactions: Slender Structures and Axial Flow: I*, 2nd ed. (Elsevier Academic Press, Cambridge, 2013).
- ³¹R. Porter, "Linearised water wave problems involving submerged horizontal plates," *Appl. Ocean Res.* **50**, 91–109 (2015).
- ³²N. Islam, S. Kundu, and R. Gayen, "Scattering and radiation of water waves by a submerged rigid disc in a two-layer fluid," *Proc. R. Soc. A* **475**, 20190331 (2019).
- ³³T. D. Williams and M. H. Meylan, "The Wiener-Hopf and residue calculus solutions for a submerged semi-infinite elastic plate," *J. Eng. Math.* **75**, 81–106 (2012).
- ³⁴I. H. Cho and M. H. Kim, "Interactions of a horizontal flexible membrane with oblique incident waves," *J. Fluid Mech.* **367**, 139–161 (1998).
- ³⁵S. Alben, "The flapping-flag instability as a nonlinear eigenvalue problem," *Phys. Fluids* **20**, 104106 (2008).
- ³⁶M. J. Shelley and J. Zhang, "Flapping and bending bodies interacting with fluid flows," *Annu. Rev. Fluid Mech.* **43**, 449–465 (2011).
- ³⁷J. Mougel and S. Michelin, "Flutter and resonances of a flag near a free surface," *J. Fluids Struct.* **96**, 103046 (2020).
- ³⁸V. V. Vedenev, "Propagation of waves in a layer of a viscoelastic material underlying a layer of a moving fluid," *J. Appl. Math. Mech.* **80**, 225–243 (2016).
- ³⁹A. V. Metrikin, "Unstable lateral oscillations of an object moving uniformly along an elastic guide as a result of an anomalous Doppler effect," *Acoust. Phys.* **40**, 85–89 (1994).
- ⁴⁰A. V. Gaponov-Grekhov, I. S. Dolina, and L. A. Ostrovskii, "The anomalous Doppler effect and the radiation instability of oscillator motion in hydrodynamics," *Dokl. Akad. Nauk SSSR* **268**(4), 827–831 (1983) (in Russian).

- ⁴¹B. S. Abramovich, E. A. Mareev, and B. E. Nemtsov, "Instability in the oscillations of a moving oscillator while it radiates surface and internal waves," *Fluid Dyn.* **21**(1), 147–149 (1986).
- ⁴²V. L. Ginzburg, "Radiation by uniformly moving sources (Vavilov–Cherenkov effect, transition radiation, and other phenomena)," *Phys.-Usp.* **39**(10), 973–982 (1996).
- ⁴³V. L. Ginzburg and I. M. Frank, "About Doppler effect at superlight velocity," *Dokl. Akad. Nauk SSSR* **56**, 583–586 (1947).
- ⁴⁴M. V. Nezlin, "Negative-energy waves and the anomalous Doppler effect," *Sov. Phys. Usp.* **19**, 946–954 (1976).
- ⁴⁵I. E. Tamm, "General characteristics of Vavilov–Cherenkov radiation," *Science* **131**(3395), 206–210 (1960).
- ⁴⁶J. D. Bekenstein and M. Schiffer, "The many faces of superradiance," *Phys. Rev. D* **58**, 064014 (1998).
- ⁴⁷I. Carusotto and G. Rousseaux, "The Cerenkov effect revisited: From swimming ducks to zero modes in gravitational analogues," in *Analogue Gravity Phenomenology*, edited by D. Faccio, F. Belgiorno, S. Cacciatori, V. Gorini, S. Liberati, and U. Moschella, Lecture Notes in Physics Vol. 870 (Springer, 2013).
- ⁴⁸X. Shi, X. Lin, I. Kaminer, F. Gao, Z. Yang, J. D. Joannopoulos, M. Soljacic, and B. Zhang, "Superlight inverse Doppler effect," *Nat. Phys.* **14**, 1001–1005 (2018).
- ⁴⁹H. Minami, "Added mass of a membrane vibrating at finite amplitude," *J. Fluids Struct.* **12**, 919–932 (1998).
- ⁵⁰O. N. Kirillov, *Nonconservative Stability Problems of Modern Physics*, 2nd ed., De Gruyter Studies in Mathematical Physics Vol. 14 (De Gruyter, Berlin/Boston, 2021).
- ⁵¹O. N. Kirillov and F. Verhulst, "Paradoxes of dissipation-induced destabilization or who opened Whitney's umbrella?," *Z. Angew. Math. Mech.* **90**(6), 462–488 (2010).
- ⁵²R. S. MacKay, "Movement of eigenvalues of Hamiltonian equilibria under non-Hamiltonian perturbation," *Phys. Lett. A* **155**, 266–268 (1991).
- ⁵³G. Haller, "Gyroscopic stability and its loss in systems with two essential coordinates," *Int. J. Non-Linear Mech.* **27**, 113–127 (1992).
- ⁵⁴A. M. Bloch, P. S. Krishnaprasad, J. E. Marsden, and T. S. Ratiu, "Dissipation induced instabilities," *Ann. Inst. Henri Poincaré* **11**, 37–90 (1994).
- ⁵⁵H. Broer and M. Levi, "Geometrical aspects of stability theory for Hill's equations," *Arch. Rational Mech. Anal.* **131**, 225–240 (1995).
- ⁵⁶V. V. Vedenev, "Panel flutter at low supersonic speeds," *J. Fluids Struct.* **29**, 79–96 (2012).
- ⁵⁷V. Mehrmann and H. Voss, "Nonlinear eigenvalue problems: A challenge for modern eigenvalue methods," *GAMM-Mitt.* **27**(2), 121–152 (2004).
- ⁵⁸D. Bindel and A. Hood, "Localization theorems for nonlinear eigenvalue problems," *SIAM Rev.* **57**(4), 585–607 (2015).
- ⁵⁹S. Güttel and F. Tisseur, "The nonlinear eigenvalue problem," *Acta Numer.* **26**, 1–94 (2017).
- ⁶⁰G. A. Mensah, A. Orchini, and J. P. Moeck, "Perturbation theory of nonlinear, non-self-adjoint eigenvalue problems: Simple eigenvalues," *J. Sound Vib.* **473**, 115200 (2020).
- ⁶¹G. H. Golub and J. H. Welsch, "Calculation of Gauss quadrature rules," *Math. Comput.* **23**(106), 221–230 (1969).
- ⁶²M. Drela, *Flight Vehicle Aerodynamics* (The MIT Press, Cambridge, 2014).
- ⁶³M. Schiffer, "Analytical theory of subsonic and supersonic flows," in *Fluid Dynamics/Strömungsmechanik*, edited by (Springer, Berlin, 1960).
- ⁶⁴P. J. Olver, *Introduction to Partial Differential Equations* (Springer, Cham, 2014).
- ⁶⁵M. S. Ablowitz and A. S. Fokas, "Complex variables," in *Introduction and Applications*, Cambridge Texts in Applied Mathematics (Cambridge University Press, Cambridge, 2003).
- ⁶⁶A. Greenbaum, R.-C. Li, and M. L. Overton, "First-order perturbation theory for eigenvalues and eigenvectors," *SIAM Rev.* **62**, 463–482 (2020).
- ⁶⁷L. M. Delves and J. N. Lyness, "A numerical method for locating the zeros of an analytic function," *Math. Comput.* **21**(100), 543–560 (1967).
- ⁶⁸J. Mougel, D. Fabre, L. Lacaze, and T. Bohr, "On the instabilities of a potential vortex with a free surface," *J. Fluid Mech.* **824**, 230–264 (2017).